

Child Fatalities in TN

What Does This Mean For TN

<http://health.state.tn.us/MCH/CFR.htm>

Judith Baker, BSBM/EM
Public Health Program Director
CFR, CLPPP, and SIDS
Maternal and Child Health
Cordell Hull Building, 5th Floor
425 5th Avenue North
Nashville, TN 37243-0860
judith.baker@state.tn.us

What Does This Mean For TN

- The Child Fatality Review Process
- Child Death Scene Investigations
- SIDS vs. Sleep-Environment
- TN Trends in Child Fatalities

CFRT Process

- Child Fatality Review and Prevention Act of 1995 (TCA 68-142-101)
- Review all deaths of children 17 or younger
- Inputs data on deaths reviewed into the National MCH Center for Child Death Review, Case Reporting Database

CFRT Process

- Child fatality review teams review deaths in order to:
 - Promote understanding of the causes of childhood deaths
 - Identify deficiencies in the delivery of services to children and families by public agencies
 - Make and carry out recommendations that will prevent future childhood deaths

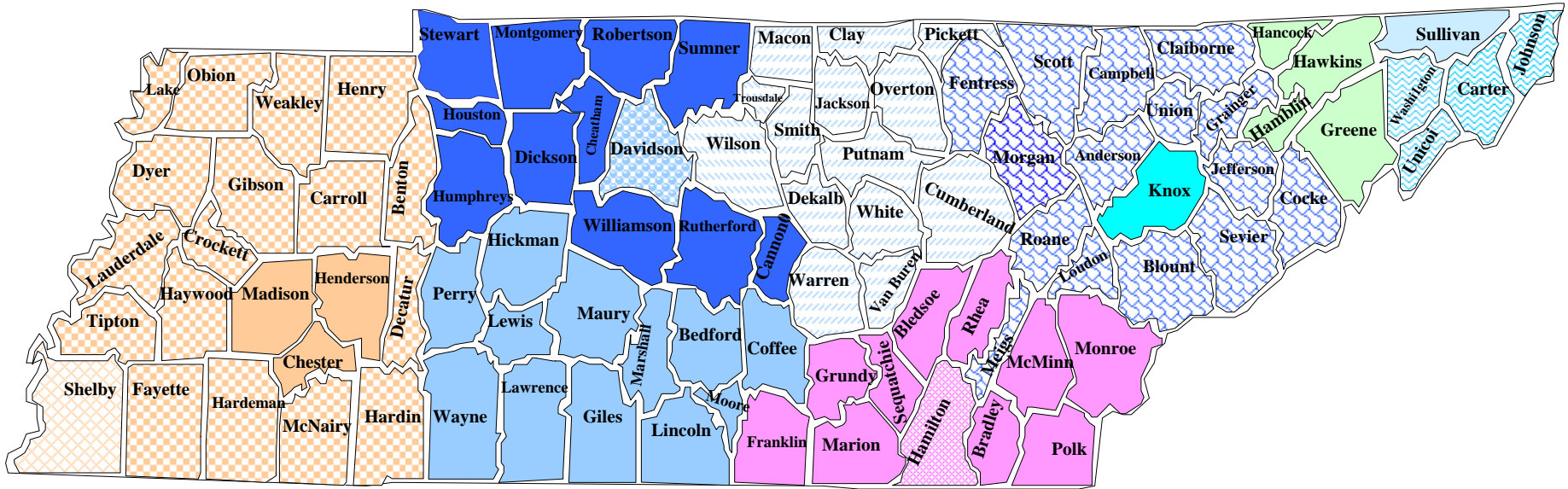
CFRT Process

- Local Teams - Multi-discipline, multi-agency have been established in TN's 31 judicial districts
- Local Teams review the deaths
- Enter Data
- Watch for trends and identify prevention initiatives

CFRT Process

- Local Teams meet annually to provide a list of recommendations for the State Team
- The State Team meets annually to review the list of recommendations for inclusion in the next Child Fatality Review Report
- The Child Fatality Review Report and recommendations are presented to the Governor and General Assembly to promote the safety and well being of children

Tennessee Child Fatality Review Districts



Northeast 1

JD 1
Carter
Johnson
Unicoi
Washington

East

JD 4
Coke
Grainger
Jefferson
Sevier

JD 5

Blount
Anderson

JD 7

JD 8
Campbell
Claiborne
Fentress
Scott
Union

JD 9

Loudon
Meigs
Morgan
Roane

Upper Cumberland

JD 13
Clay
Cumberland
DeKalb
Overton
Pickett
Putnam
White

JD 15
Jackson
Macon
Smith
Trousdale
Wilson

JD 31
Van Buren
Warren

Northeast 3

JD 3
Green
Hamblin
Hancock
Hawkins

Southeast

JD 10
Bradley
McMinn
Monroe
Polk

JD 12
Bledsoe
Franklin
Grundy
Marion
Rhea
Sequatchie

South Central

JD 14
Coffee
Lincoln
Marshall
Moore

JD 17
Bedford
Lewis
Perry

JD 2101
Hickman
Lawrence
Wayne

JD 2201
Giles
Wayne

JD 2202
Maury

Mid Cumberland

JD 16
Cannon
Rutherford
JD 18
Sumner
JD 1901
Montgomery
JD 1902
Robertson
JD 2102
Williamson
JD 23- Cheatham, Dickson, Houston, Humphreys, Stewart

West

JD 24
Benton
Carroll
Decatur
Hardin
Henry

JD 25
Fayette
Hardeman
Lauderdale
McNairy
Tipton

JD 27
Obion
Weakley

JD 28
Crockett
Gibson
Haywood

JD 29
Dyer
Lake

Sullivan

JD 2

Knox

JD 6

Hamilton

JD 11

Davidson

JD 20

Madison

JD 26- Chester, Henderson, Madison

Shelby

JD 30

DSI Training

<http://www.mtsu.edu/learn/sids/>



DSI Training

- The Sudden, Unexplained Child Death Act (TCA 68-1-1102) requires death scene investigation (DSI) training as part of basic and continuing education for:
 - Emergency medical technicians
 - Firefighters
 - Law enforcement officers

DSI Training

- Paints a picture of what happened
- The purpose is to help reduce the incidence of injury and death to infants by accurately identifying the cause and manner of death
- Be respectful of those who have suffered loss
- Training is beneficial for all death scene investigations

SIDS vs. Sleep - Environment

<http://health.state.tn.us/MCH/SIDS/index.htm>



SIDS vs. Sleep-Environment

- Previously SIDS was loosely defined
- Back to sleep campaigns since 1992
- Consistent decrease in the SIDS rate
- Why are infants still dying in the sleep environment?

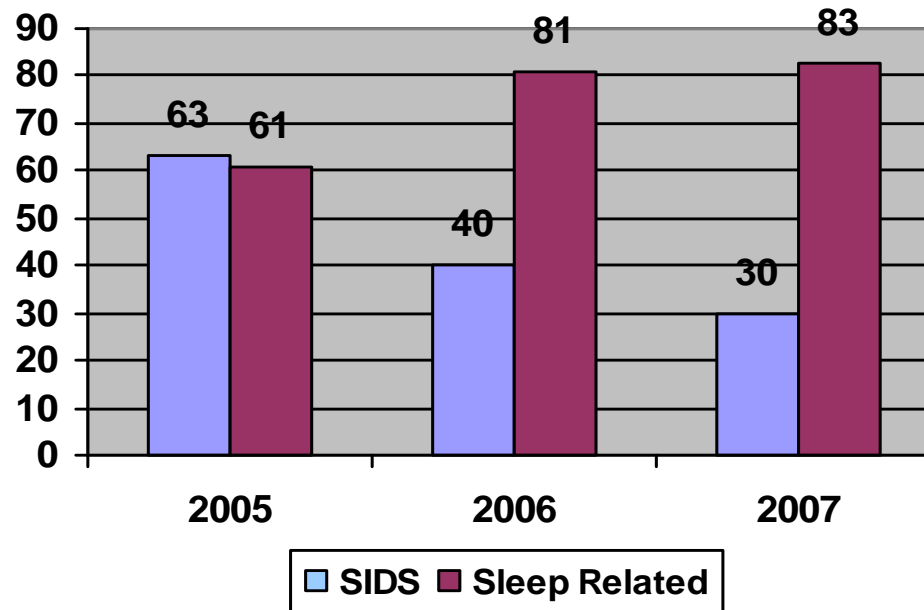
SIDS vs. Sleep-Environment

The Journal of Pediatrics • October 2008 - Infant Sleep Location: Associated Maternal and Infant Characteristics with Sudden Infant Death Syndrome Prevention Recommendations

- Prone positioning deaths have declined other previously unrecognized risk factors have emerged
- Bed-sharing has been identified in epidemiologic studies as being hazardous
- In the US approximately half of all sudden and unexpected infant deaths occur when the infant is sharing a sleep surface with someone else

SIDS vs. Sleep-Environment

SIDS and Infant Sleep Related Deaths



2007 Data = cases reviewed as of September 2008- final total is pending

SIDS vs. Sleep-Environment

- Bed Sharing Hazards:
 - When one or both parents are smokers
 - When on soft surfaces, such as waterbeds, sofas, and armchairs
 - When there are multiple bed sharers
 - When the bed-sharer has consumed alcohol
 - When the bed-sharer is overly tired
 - Increases known SIDS risk factors of overheating, rebreathing, and exposure to tobacco smoke

SIDS vs. Sleep-Environment

- Teenage mothers
 - More likely to bed share
 - May be an indicator of lower socioeconomic status
 - Mothers who were at least 20 years old were more likely to report that their infants were room sharing
- Poverty Indicators
 - Bed sharing can be linked to measures of poverty
 - US National surveys have shown low-income populations such as those serviced by WIC are more likely to bed share

SIDS vs. Sleep-Environment

- Racial Disparities
 - Bed sharing is more common in African-American mothers
 - The National Infant Sleep Position study reported that teenage African-American mothers are 4 times more likely to routinely bed-share than white mothers
 - African-American infants who die from SIDS or sudden unexpected infant death are more likely to have shared a sleep surface
- Cultural practices and expectations also are involved in the decision to bed share

SIDS vs. Sleep-Environment

Circumstances Involving Sleep-Related Deaths	2005	2006	2007
Not in a crib or bassinette	54	69	67
Sleeping with other people	45	60	49
Not sleeping on back	30	38	38
Unsafe bedding or toys	13	18	14
Obese adult sleeping with child	3	9	6
Adult drug impaired	0	2	2
Adult alcohol impaired	1	2	1
Fell asleep bottle feeding	0	0	2
Fell asleep breast feeding	0	0	1

2007 Data = cases reviewed as of September 2008- final total is pending

TN Trends in Child Fatalities

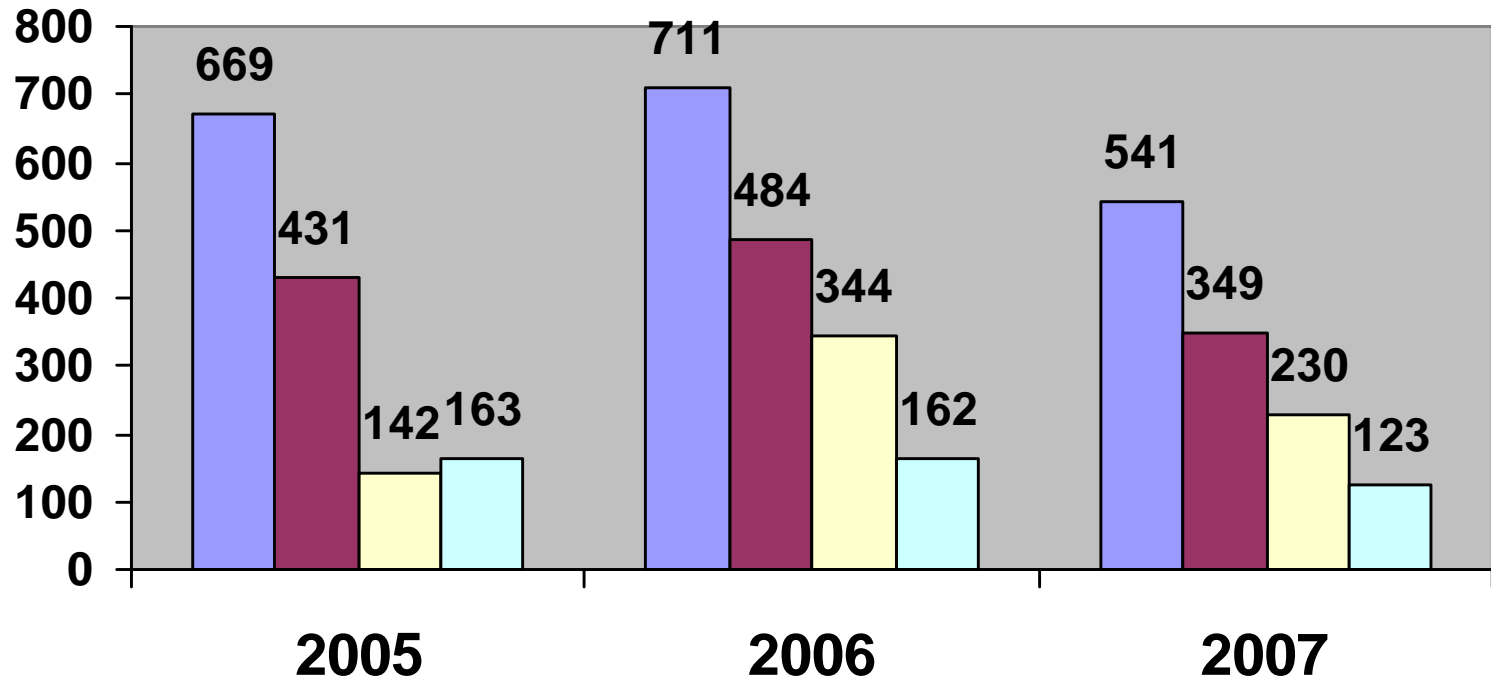
Annual Reports -

<http://health.state.tn.us/MCH/CFR.htm>

TN Trends in Child Fatalities

- Infant Mortality
 - Pre-mature Deaths
 - SIDS and Sleep Environment
 - Low Birth Weight
 - Memphis – highest infant mortality rate Nationally

Infant Deaths Reviewed



2007 Data = cases reviewed as of September 2008- final total is pending

TN Trends in Child Fatalities

- Public Chapter 588, June 2007
 - Created the Fetal Infant Mortality Review (FIMR)
 - Take a more comprehensive look at fetal and infant death rates which are considered natural
 - Two pilot programs will be started in Davidson County and East TN

TN Trends in Child Fatalities

- Tennessee Non-Smoker Protection Act:
 - Provides smoke-free workplace
 - Reduces second-hand smoke exposure
 - Cigarette tax increased from \$.42 to \$.62 per pack
 - 10 mil appropriated for prevention and cessation programs FY 07-08
 - 1st time ever as of 8/7/08 there have been 22,417 medications dispensed to help people quit smoking

TN Trends in Child Fatalities

- In 2006 there were 1096 child fatalities, of them the CFRT's reviewed 1088.
 - 709 infant deaths
 - 431 premature infant deaths
 - 126 Died in a Motor Vehicle accident
- Reviews may be delayed as the teams are waiting for case documentation

TN Trends in Child Fatalities

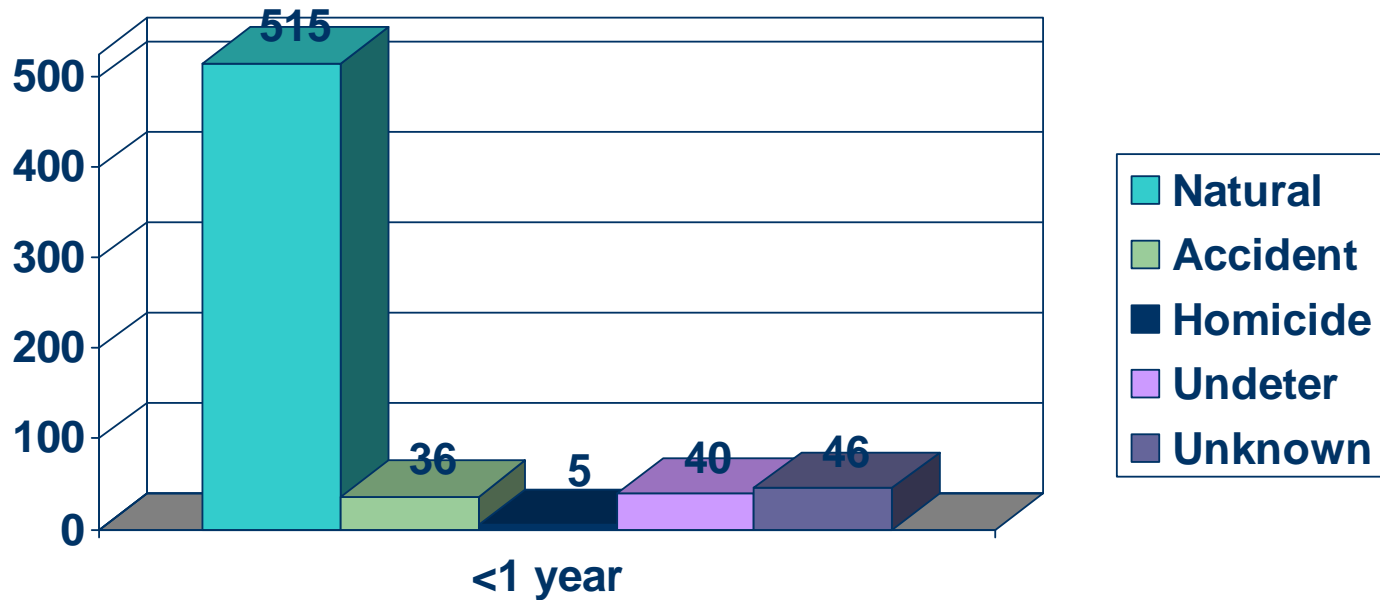
2006 Manner of Death	Number	Percent**	Rate*
Natural	645	59.28	44.29
Accident	204	18.75	14.01
Suicide	16	1.47	1.11
Homicide	31	2.85	2.15
Pending	60	5.51	4.16
Undetermined	48	4.41	3.33
Unknown	84	7.72	5.82
Total	1088	100.00	75.42

*Rates based on TN population per 100,000 less than 18 year

**Percentages may not add up due to rounding.

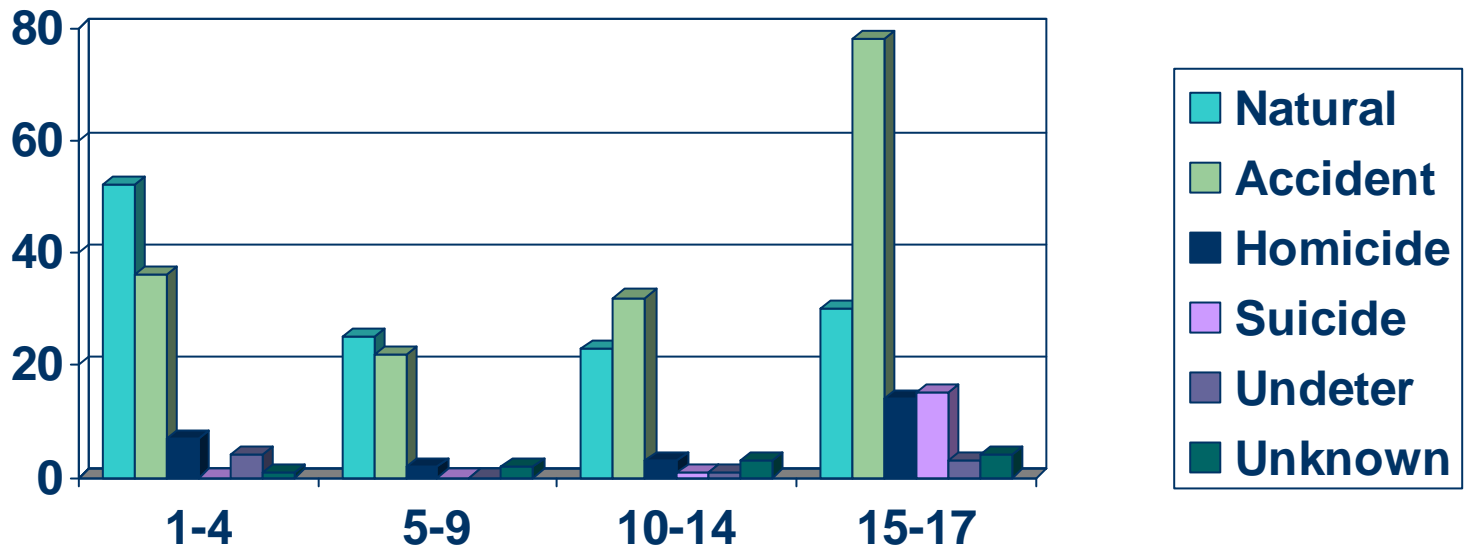
TN Trends in Child Fatalities

2006 Manner of Death < 1 Year



TN Trends in Child Fatalities

2006 Manner of Death and Age



2006 Counties with 15 or More Fatalities

County	Total	Percent	Rate*
Shelby	271	24.91	105.37
Davidson	130	11.95	100.43
Hamilton	60	5.51	85.83
Knox	48	4.41	54.26
Montgomery	42	3.86	103.15
Rutherford	29	2.67	53.67
Washington	25	2.30	104.29
Sumner	22	2.02	59.24
Blount	19	1.75	74.96
Dickson	18	1.65	147.52
Madison	17	1.56	69.46
Maury	17	1.56	89.33
Sullivan	16	1.47	47.70
Bradley	16	1.47	71.99
Total	730	67.09	50.60

*Rates based on TN specific population per 100,000 less than 18 years of age.

SIDS and Infant Death Support Services

- **A Place to remember -**
<http://www.aplacetoremember.com/aptrfront.html>
- **APA SIDS Policy Statement -**
http://www.cjsids.com/art/AAP_policy_statement.pdf_2005
- **Center for Loss in Multiple Birth (CLIMB)-**
<http://www.climb-support.org/>
- **Centering Corporation –**
<http://www.centeringcorp.com/catalog/index.php>
- **Compassion Books –**
<http://www.compassionbooks.com/store/index.php?act=viewProd&productId=357>

SIDS and Infant Death Support Services

- Empty Cradle, Broken Heart -
http://www.amazon.com/Empty-Cradle-Broken-Heart-Surviving/dp/1555913024/ref=sr_1_1?ie=UTF8&s=books&qid=1222349289&sr=8-1
- HUGS -
<http://health.state.tn.us/MCH/hugs.htm>
- Infant Sleep Location: Associated Maternal and Infant Characteristics with Sudden Infant Death Syndrome Prevention Recommendations –
<http://download.journals.elsevierhealth.com/pdfs/journals/0022-3476/PIIS0022347608003855.pdf>
- MTSU Support Services -
<http://www.mtsu.edu/learn/sids/support.shtml>

SIDS and Infant Death Support Services

- The CJ Foundation for SIDS – <http://www.cjsids.com/>
- The SIDS Survival Guide – <http://www.amazon.com/SIDS-Survival-Guide-Information-Professionals/dp/0964121883>
- When a Baby Dies: A Handbook for Healing and Helping - http://www.amazon.com/When-Baby-Dies-Handbook-Healing/dp/0960709843/ref=sr_1_5?ie=UTF8&s=books&qid=1223319148&sr=1-5