

# Child Fatalities in TN

<http://health.state.tn.us/MCH>

Judith Baker, BSBM/EM  
Public Health Program Director  
CFR, CLPPP, and SIDS  
Maternal and Child Health  
Cordell Hull Building, 5th Floor  
425 5th Avenue North  
Nashville, TN 37243-0860  
[Judith.Baker@state.tn.us](mailto:Judith.Baker@state.tn.us)

# TN Trends in Child Fatalities

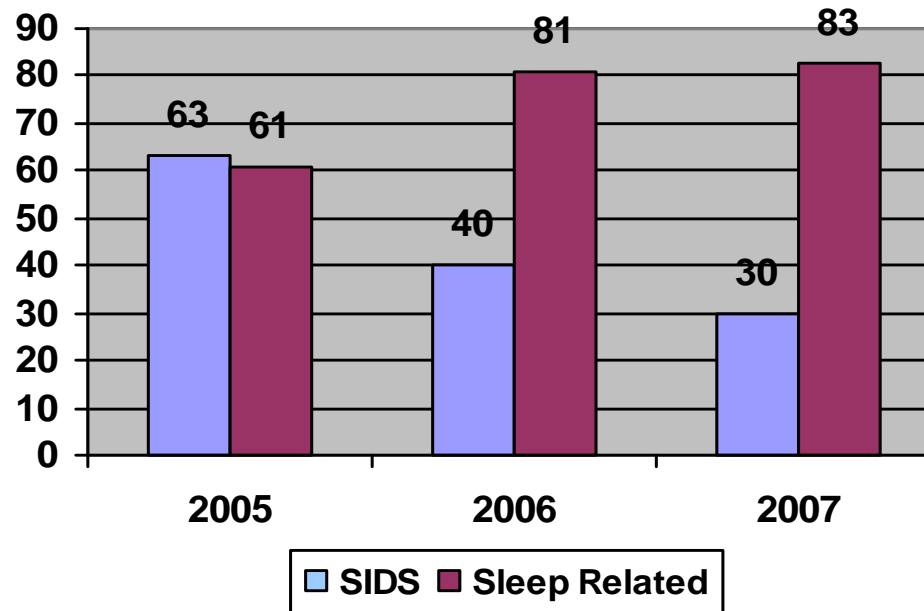
- In 2006 there were 1096 child fatalities, of them the CFRT's reviewed 1088.
  - 709 infant deaths
  - 484 premature infant deaths
  - 126 Died in a Motor Vehicle accident
- Reviews may be delayed as the teams are waiting for case documentation

# TN Trends in Child Fatalities

- Infant Mortality
  - Pre-mature Deaths
  - SIDS and Sleep Environment
  - Low Birth Weight
  - Memphis – highest infant mortality rate Nationally

# SIDS vs. Sleep-Environment

SIDS and Infant Sleep Related Deaths



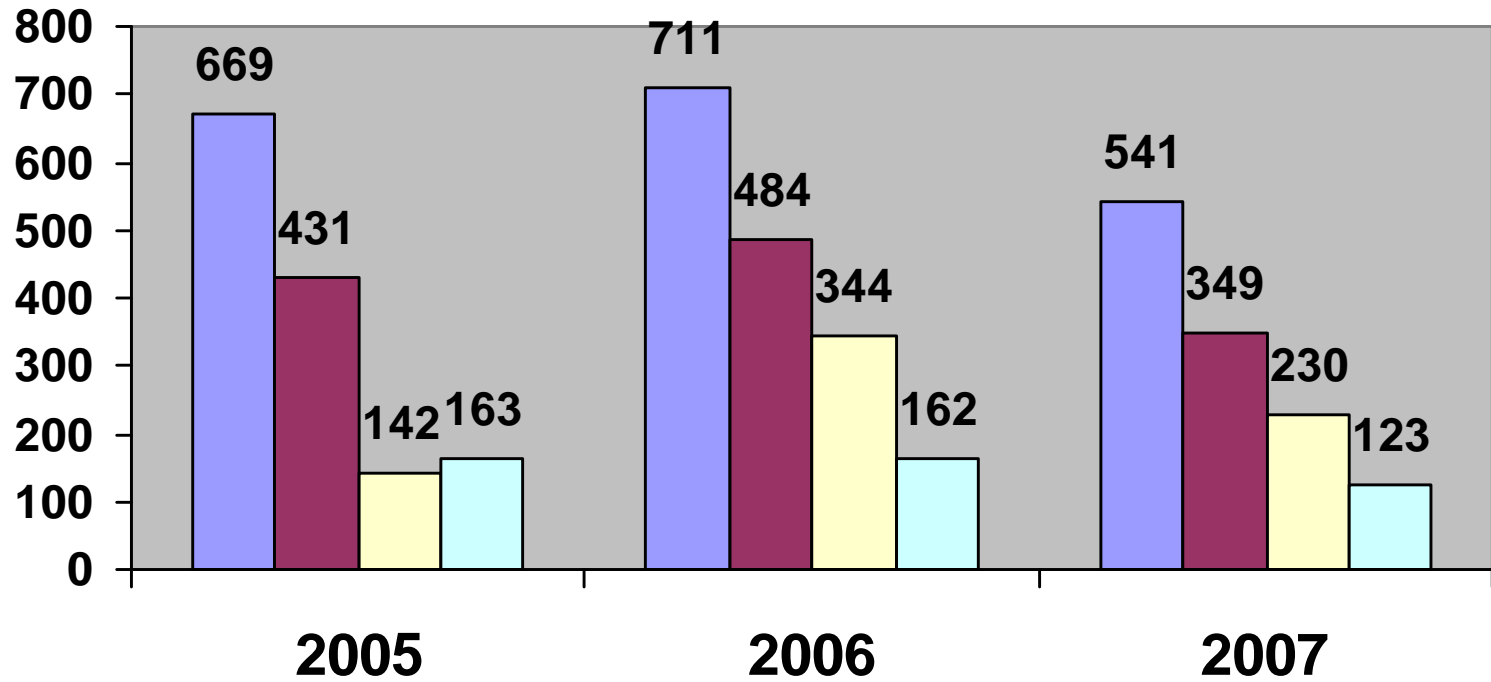
2007 Data = cases reviewed as of September 2008- final total is pending

# SIDS vs. Sleep-Environment

<b>Circumstances Involving Sleep-Related Deaths</b>	<b>2005</b>	<b>2006</b>	<b>2007</b>
Not in a crib or bassinette	54	69	67
Sleeping with other people	45	60	49
Not sleeping on back	30	38	38
Unsafe bedding or toys	13	18	14
Obese adult sleeping with child	3	9	6
Adult drug impaired	0	2	2
Adult alcohol impaired	1	2	1
Fell asleep bottle feeding	0	0	2
Fell asleep breast feeding	0	0	1

**2007 Data = cases reviewed as of September 2008- final total is pending**

# Infant Deaths Reviewed



**2007 Data = cases reviewed as of September 2008- final total is pending**

# TN Trends in Child Fatalities

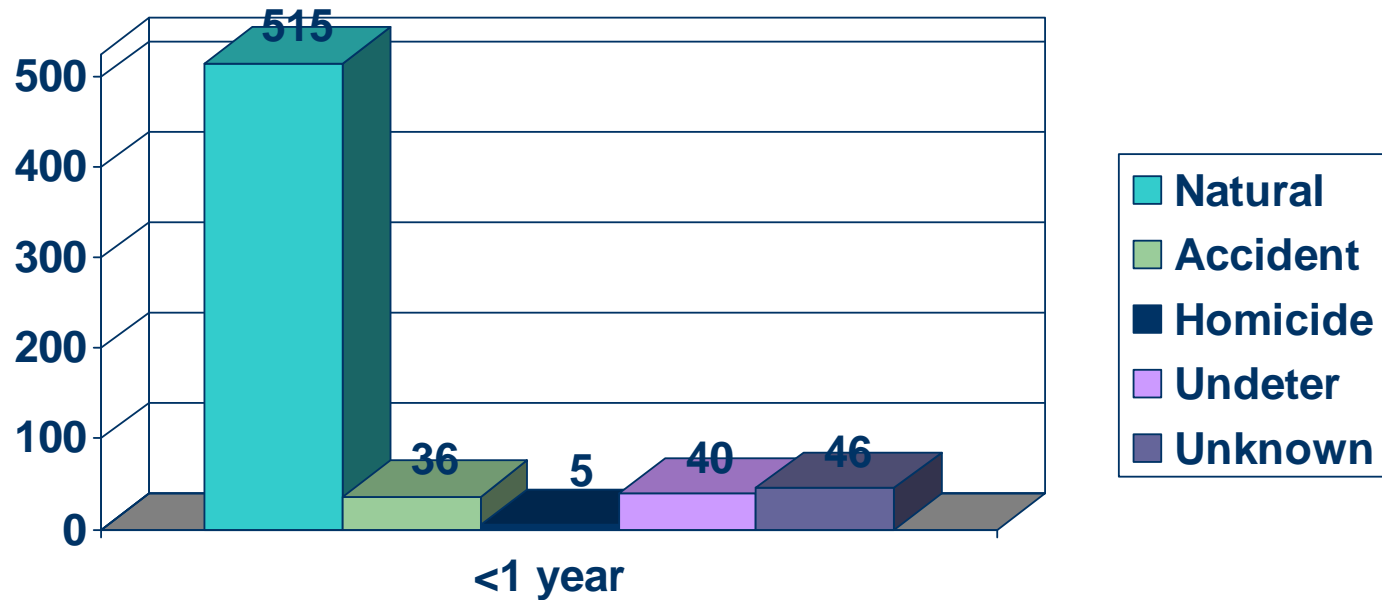
<b>2006 Manner of Death</b>	<b>Number</b>	<b>Percent**</b>	<b>Rate*</b>
Natural	645	59.28	44.29
Accident	204	18.75	14.01
Suicide	16	1.47	1.11
Homicide	31	2.85	2.15
Pending	60	5.51	4.16
Undetermined	48	4.41	3.33
Unknown	84	7.72	5.82
<b>Total</b>	<b>1088</b>	<b>100.00</b>	<b>75.42</b>

\*Rates based on TN population per 100,000 less than 18 year

\*\*Percentages may not add up due to rounding.

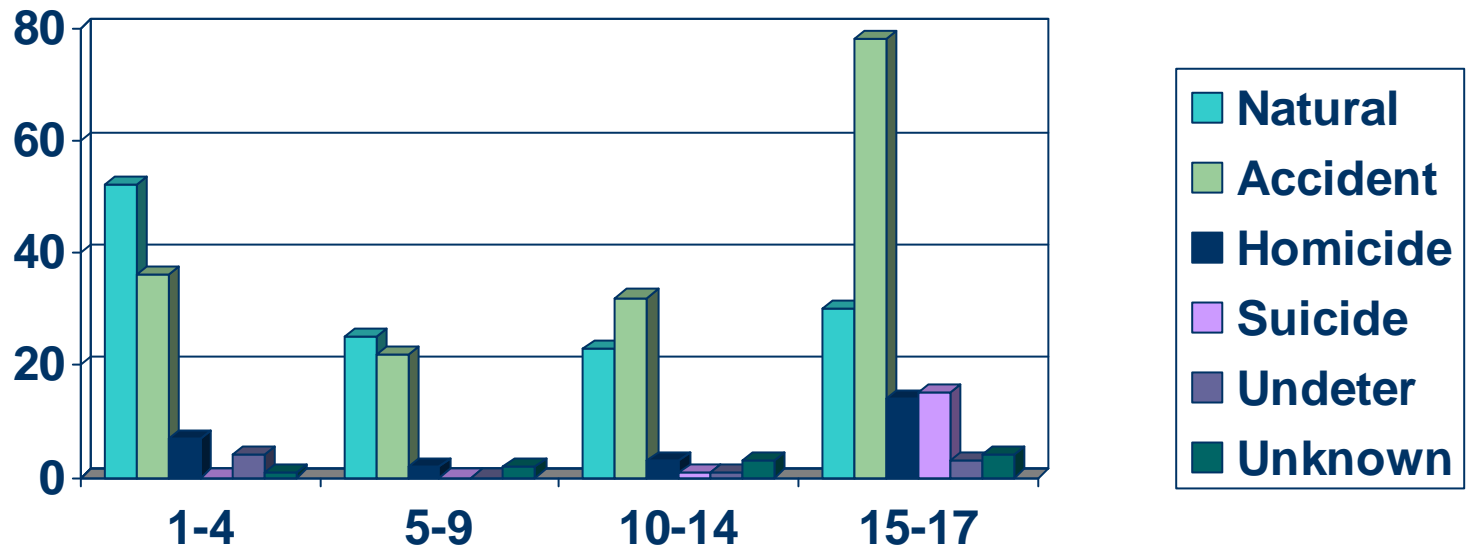
# TN Trends in Child Fatalities

2006 Manner of Death < 1 Year



# TN Trends in Child Fatalities

2006 Manner of Death and Age



## 2006 Counties with 15 or More Fatalities

County	Total	Percent	Rate*
Shelby	271	24.91	105.37
Davidson	130	11.95	100.43
Hamilton	60	5.51	85.83
Knox	48	4.41	54.26
Montgomery	42	3.86	103.15
Rutherford	29	2.67	53.67
Washington	25	2.30	104.29
Sumner	22	2.02	59.24
Blount	19	1.75	74.96
Dickson	18	1.65	147.52
Madison	17	1.56	69.46
Maury	17	1.56	89.33
Sullivan	16	1.47	47.70
Bradley	16	1.47	71.99
<b>Total</b>	<b>730</b>	<b>67.09</b>	<b>50.60</b>

\*Rates based on TN specific population per 100,000 less than 18 years of age.