



2013-2014 - 1st Destination Survey Results

Bill Fletcher, Director & Michael Dowd, Survey Assistant
Career Development Center

Overview

The 2013-2014 1st Destination Survey Report combines the responses from August 2013, December 2013 and May 2014 into one annual report. This is the second annual report using the 1st Destination format and surveying procedures. The overall response rate is 21.0%, up from 14.7% the previous year.

Survey Administration

Three email surveys were sent using Emma Email Marketing. The first survey was to the list of students who had applied for graduation with the Registrar's Office. The second and third surveys were sent to students on the Registrar's official list of May graduates. Surveys were sent to the graduate's primary and secondary email addresses. The survey was open on the 1DS website for three months.

Please note the following when using this data:

1. Respondents to the first survey who do not graduate are *not* removed from the results.
2. Students self-report their degree and major. Students frequently list their major incorrectly so the results may not match Banner.
3. Students completing the survey more than once in the 3-month survey period are counted only once using their most recent time-stamped entry on the survey.
4. If a student has more than one major, they are counted for each major, not once. Thus, the response rate is based on number of majors, not number of students.

2013-2014 Response Rate

A total of 1,030 majors responded to the survey (baccalaureate and graduate) with 857 out of 4,002 bachelor degree majors responding and 173 of the 899 graduate degree majors responding. Combined, this represents a 21.0% response rate. (Note: this is a count of majors; actual number of students is slightly less due to some students having dual majors).

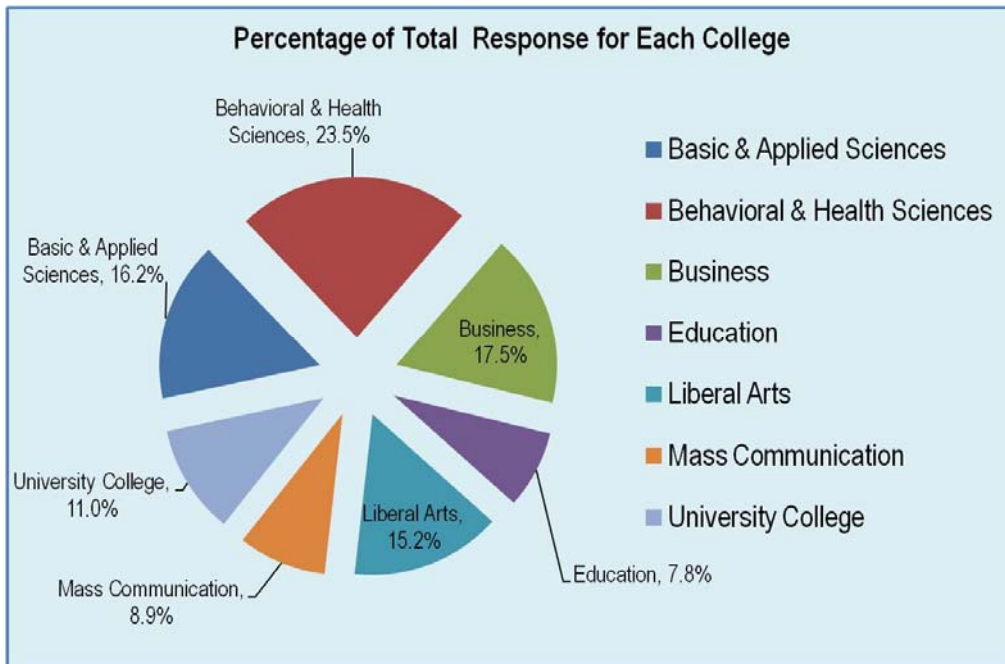
Majors	August Responses	August Majors	August Response Rate	December Responses	December Majors	December Response Rate	May Responses	May Majors	May Response Rate	Total Responses	Total Majors	Total Response Rate
Majors - Bachelor	76	625	12.2%	297	1,563*	19.0%	484	1,814	26.7%	857	4,002**	21.4%
Majors - Graduate	39	203	19.2%	56	310	18.1%	78	386	20.2%	173	899	19.2%
All	115	828	13.9%	353	1,873	18.9%	562	2,200	25.5%	1,030	4,901	21.0%

*The number of bachelor degrees for December increased by 10 to 1,573 after the survey period. **Total bachelor degrees was 4,012.

The rest of this report provides the results broken out by bachelor degrees then by graduate degrees.

Bachelor Major Results

The chart below represents the percentage of the 857 bachelor degree responses coming from each college.



The chart below represents the response rate by college based upon the number of bachelor degree majors awarded by each college.

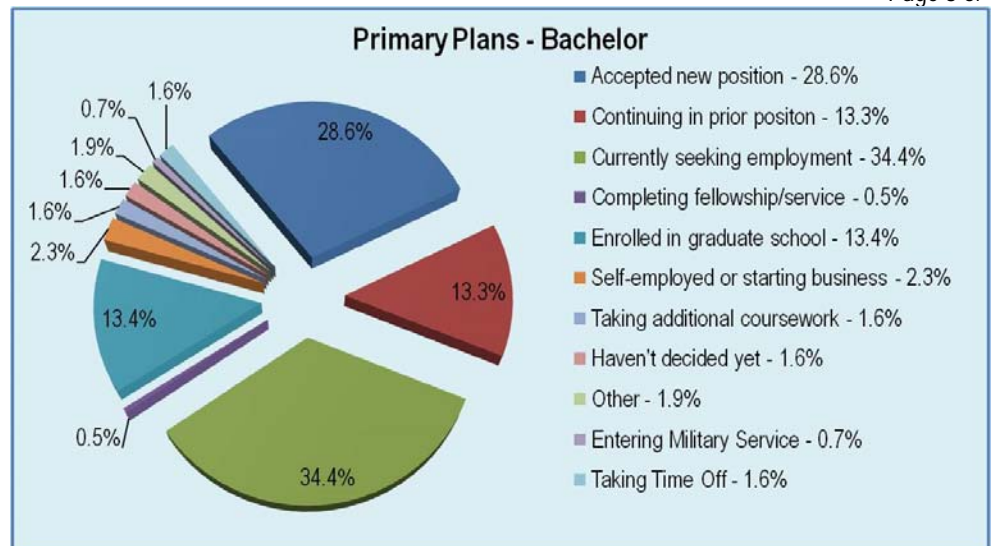
College	August Responses	August Bachelor Majors	August Response Rate	December Responses	December Bachelor Majors	December Response Rate	May Responses	May Bachelor Majors	May Response Rate	Total Responses	Total Bachelor Majors	Total Response Rate
Basic & Applied Sciences	9	89	10.1%	45	245	18.4%	85	334	25.4%	139	668	20.8%
Behavioral & Health Sciences	20	180	11.1%	61	378	16.1%	120	426	28.2%	201	984	20.4%
Business	16	105	15.2%	36	243	14.8%	98	227	43.2%	150	575	26.1%
Education	1	3	33.3%	42	112	37.5%	24	85	28.2%	67	200	33.5%
Liberal Arts	11	93	11.8%	50	253	19.8%	69	310	22.3%	130	656	19.8%
Mass Communication	7	66	10.6%	31	177	17.5%	38	235	16.2%	76	478	15.9%
University College	12	89	13.5%	32	155	20.7%	50	197	25.4%	94	441	21.3%
Total Bachelor Majors	76	625	12.2%	297	1,563*	19.0%	484	1,814	26.7%	857	4,002**	21.4%

*The number of bachelor degrees for December increased by 10 to 1,573 after the survey period. **Total bachelor degrees was 4,012.

This chart represents the primary plans for the upcoming year for bachelor degree recipients.

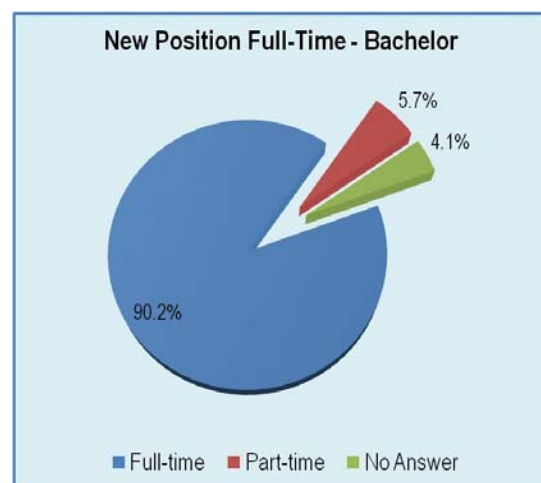
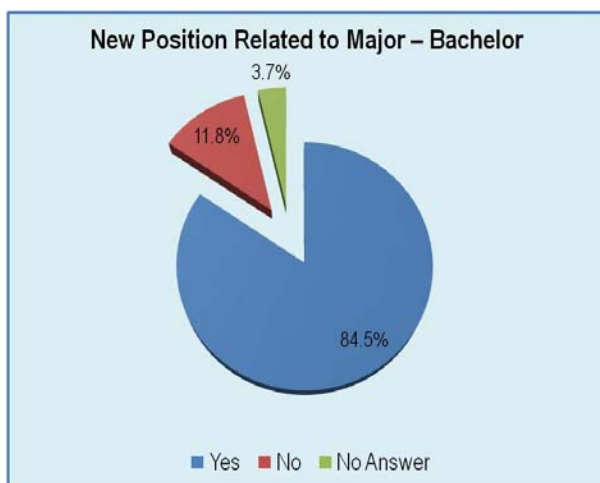
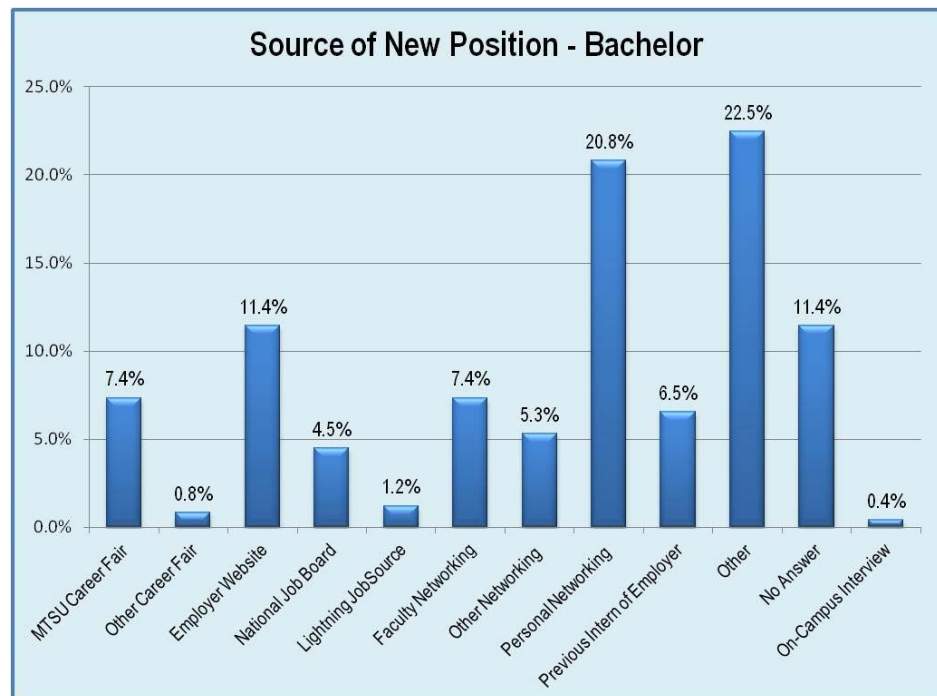
At the conclusion of the survey period, 34.4% were still seeking employment. Another 1.6% had yet to decide on a plan, and 1.9% selected the Other category.

The remaining 62.1% of the graduating class had plans implemented.



The chart to the right illustrates how bachelor recipients secured their new positions. The top three sources are Other, Personal Networking, Employer Website. The Other category results typically include responses that belong in one of the aforementioned categories. This survey question has been changed for subsequent surveys.

The charts below show that 84.5% indicated their new position was related to their major and 90.2% of the positions were full-time.



Employers for New Employment

Of the 221 reporting a Full-Time New Position as their primary plan, 212 listed the name of their employer. The most frequently listed employers were Rutherford County Board of Education (12), Vanderbilt University Medical Center (5), and Lithco Contracting (4).

Employer	Major	Number
A2Z Datacom LLC	Agribusiness	1
Acceptance Insurance	Mathematical Sciences	1
Advantage	Interdisciplinary Studies	1
Air Products	Marketing	1
Allied Barton Security Services	Criminal Justice Administration	1
Alpha Chi Omega Fraternity, Inc.	Organizational Communications	1
Altria	Marketing	1
Apex Energy Solutions	Entrepreneurship	1
Aramark	Accounting	1
Aramark	Management	1
Asurion	Computer Science	1
Asurion	University Studies	1
Atlanta Pro Audio	University Studies	1
Aviagen	Animal Science	1
Banker's life	Nutrition and Food Science	1
Baptist Memorial Hospital	Nursing	1
Bedford County Board of Education	Business Education	1
Bedford County Board of Education	English	1
Bedford County Board of Education	Interdisciplinary Studies	1
Berry Head Start (MAC)	Early Childhood Education	1
Bill Wade	Speech and Theatre: Theatre	1
Bingham Group	Mass Communication: Advertising/Public Relations	1
Blue Dot Redi Mix	Concrete Industry Management	1
Bluewater Music	Recording Industry: Music Business	1
Boeing	Aerospace: Maintenance Mgmt.	1
Capital Financial Group	Marketing	1
Caterpillar Financial Services Corporation	Management	1
Cavalry Logistics	Marketing	1
Centennial Medical Center	Nursing	1
Chester County Board of Education	Early Childhood Education	1
Chris Mitchell Management Consultants	Accounting	1
CID Entertainment	Recording Industry: Music Business	1
City of McMinnville	Exercise Science	1
Coffee County Board of Education	Biology	1
Community Health Systems	Office Management	1
Crowe Horwath LLP	Accounting	2
Cummins Inc.	Accounting	1
Cummins Inc.	Foreign Languages	1
Davidson County Assessor's Office	Business Administration	1
Dayton Superior	Concrete Industry Management	1
Decision Source LLC	Computer Science	1
Dell Inc.	Computer Information Systems	1
Deloitte & Touche	Accounting	1
Dement Construction	Concrete Industry Management	1
Department of Children's Services	Social Work	2
DVL Public Relations & Advertising	Mass Communication: Advertising/Public Relations	1

Employer	Major	Number
DWP	Mass Communication: Digital Animation	1
EFC Systems	Computer Science	1
EHD Technologies	Entrepreneurship	1
Emit Inc.	Engineering Technology: Electro Mech Engr.	1
Enterprise	Marketing	1
Environmental Science Corporation	Biochemistry	1
Eventbrite	Recording Industry: Music Business	1
Express Jet	Aerospace: Flight Dispatch	1
FACE IT Fitness	Exercise Science	1
Firefly Logic	Accounting	1
Firefly Logic	Computer Science	1
Flood, Bumstead, McCready & McCarthy, Inc.	Recording Industry	1
Flood, Bumstead, McCready & McCarthy, Inc.	Recording Industry: Audio Production	1
Foley Products	Concrete Industry Management	1
Fresenius Rx	Psychology	1
Frito Lay	Management	1
Gannett Design Studio @ TN Media	Mass Communication: Visual Communication	1
GEICO	Finance: Insurance	1
Gresham, Smith & Partners	Engineering Technology: Mech Engr.	1
HCA/TriStar Health	Health Education	1
Heritage Medical Center	Nursing	1
Hickman County Schools	Interdisciplinary Studies	1
Highlands Regional Medical Center	Nursing	1
Internal Revenue Service	Accounting	1
Irving Materials, Inc.	Concrete Industry Management	1
Jackson-Madison County General Hospital	Nursing	1
JE Dunn Construction Company	Construction Management	1
Joel D. Parks PC	Accounting	1
JPMorgan Chase	Accounting	1
JPW Industries	Marketing	1
Knife River	Concrete Industry Management	1
Kroger	Biology	1
Label Industries	Concrete Industry Management	1
Lakeway Publications	Mass Communication: Electronic Media Communication	1
Lam-Andrews Advertising and Public Relations	Mass Communication	1
LaVergne Lake Elementary	Interdisciplinary Studies	1
Lawrence County Board of Education	Interdisciplinary Studies	2
Letterlogic, Inc.	Computer Information Systems	1
Liberty University	Aerospace: Pro Pilot	1
Linebaugh Public Library System	English	1
Linebaugh Public Library System	Foreign Languages	1
Lithko Contracting	Concrete Industry Management	4
Live Technologies	University Studies	1
MAC	Early Childhood Education	1
Maggart & Associates, P.C.	Accounting	1
Maschmeyer Concrete	Concrete Industry Management	1
Matlock Clements, P.C.	Accounting	1
Maury County Board of Education	Art Education	1
Mental Health Cooperative	Psychology	1
Metro Nashville Action Commission	Early Childhood Education	2

Employer	Major	Number
Metro Nashville Public Schools	English	1
Metro Nashville Public Schools	Special Education	1
Middle Tennessee Ambulatory Surgical Center	Nursing	1
Midland Memorial Hospital	Nursing	1
Montgomery Martin Contractors	Concrete Industry Management	1
Northwestern Mutual	Marketing	1
Oakland Middle School	Interdisciplinary Studies	1
Oklahoma University Health and Science Center	Recording Industry: Audio Production	1
Oldcastle Materials	Concrete Industry Management	2
Oldcastle Precast	Concrete Industry Management	4
Ozburn Hessey Logistics	Management	1
Parallon Business Solutions	Political Science	1
Parallon Business Solutions	Professional Studies (RODP)	1
Patriot Ready Mix	Concrete Industry Management	1
Peace Corps	Foreign Languages	1
Pearl-Cohn Entertainment Magnet High School	Forensic Science	1
PepsiCo Bottling	Organizational Communications	1
Propeller Entertainment Consulting	Communication Studies	1
Provident	Computer Science	1
Quorum Health Resources	Psychology	1
Random Clothier	Marketing	1
Raven Tools	Mass Communication: Advertising/Public Relations	1
Reading for Education	Recording Industry: Music Business	1
Rhea County Health Department	Nutrition and Food Science	1
River Park Hospital	Nursing	1
Rocking B Riding Club	Animal Science	1
Rutherford County Board of Education	Early Childhood Education	2
Rutherford County Board of Education	Interdisciplinary Studies	7
Rutherford County Board of Education	Mathematical Sciences	2
Rutherford County Board of Education	Music	1
Rutherford County Juvenile Detention	Criminal Justice Administration	1
Ryan LLC	Accounting	1
Ryan LLC	Business Administration	1
S&ME	Concrete Industry Management	1
Saint Thomas West	Nursing	1
Scottsdale Healthcare	Nursing	1
Sensus	Computer Information Systems	1
Service Source	Criminal Justice Administration	1
SLE Equipment	Industrial Organizational Psychology	1
SMX Staffing	Liberal Studies (RODP)	1
Somerset Logistics	Entrepreneurship	1
Sony/ATV Music Publishing	Recording Industry: Music Business	1
Southern Concrete	Concrete Industry Management	1
Southwest Airlines	Mass Communication: Advertising/Public Relations	1
St. Thomas Rutherford Hospital	Nursing	3
State Farm	Health Education	1
State Farm	Industrial Organizational Psychology	1
State of Tennessee	Political Science	1
State of Tennessee Division of Audit	Accounting	1
Sumner Regional Medical Center	Nursing	1

Employer	Major	Number
Tankersley Concrete	Concrete Industry Management	1
Team Health	Music	1
Tennessee Department of Labor & Workforce Development	Mass Communication: Electronic Media Communication	1
Tennessee General Assembly	Political Science	1
Tennessee Orthopedic Alliance	Athletic Training	1
Tenpenny Construction	Concrete Industry Management	1
The 2Seeds Network	International Relations	1
Thompson Machinery	Concrete Industry Management	2
Tom Lange Co.	Marketing	1
TOSHA	Biochemistry	1
Total Quality Logistics	Plant and Soil Science	1
Tot's Landing	Liberal Studies (RODP)	1
Tractor Supply Company Corporate Headquarters	Art	1
Trigreen Equipment	Agribusiness	1
Tristar Horizon Medical Center	Nursing	1
Tri-State Tile	Interior Design	1
TTL	Geology	1
Tyler Perry Studios	Recording Industry: Audio Production	1
UBS	Mathematical Sciences	1
United Way	Organizational Communications	1
University of Kentucky Healthcare	Nursing	1
Vanderbilt	Computer Information Systems	1
Vanderbilt	Foreign Languages	1
Vanderbilt	Global Studies	1
Vanderbilt University Medical Center	Health Education	1
Vanderbilt University Medical Center	Nursing	4
Verizon Wireless	Marketing	1
W. M. Winkler Company	Concrete Industry Management	1
Walmart	Criminal Justice Administration	1
Waste Management	English	1
Water Systems Inc.	Industrial Organizational Psychology	1
Williamson County Board of Education	Interdisciplinary Studies	1
Williamson County Board of Education	Mathematical Sciences	1
Williamson County Board of Education	Special Education	1
Wilson County Schools	Early Childhood Education	2
Winnett Associates	Accounting	1
WorleyParsons	Anthropology	1
Wyndham Worldwide	Organizational Communication	1
Xanterra at Glacier National Park	Leisure Sport and Tourism Studies	1
Youth Villages	Social Work	1
Total New Employment Acceptances		212

Location of New Employment

Of the 221 reporting a Full-Time New Position as their primary plan, 212 listed the location of their employment. The most frequently listed locations were Nashville (70), Murfreesboro (29), Brentwood (10), and Franklin (10).

Anchorage, AK (1)	Brentwood, TN (10)	Cleveland, OH (1)	Dayton, TN (1)
Antioch, TN (2)	Cameroon, Africa (1)	Clinton, TN (1)	Denver, CO (1)
Arlington, VA (1)	Charlotte, NC (1)	Columbia, TN (1)	Dickson, TN (1)
Atlanta, GA (3)	China (1)	Columbus, IN (1)	Elkmont, AL (1)
Beaumont, TX (1)	Christiana, TN (1)	Columbus, OH (2)	Franklin, TN (10)

Gallatin, TN (1)	Lewisburg, TN (1)	Myrtle Beach, SC (1)	Pulaski, TN (1)
Goodlettsville, TN (1)	Lexington, KY (2)	Nashville, TN (70)	Raleigh, NC (1)
Hendersonville, TN (2)	Louisville, TN (1)	New Braunfels, TX (1)	Scottsdale, AZ (1)
Hermitage, TN (1)	Lubbock, TX (1)	Newnan, GA (1)	Shelbyville, TN (5)
Houston, TX (1)	Lyles, TN (1)	Nolensville, TN (1)	Smyrna, TN (7)
Indianapolis, IN (1)	Lynchburg, VA (1)	Norris, TN (1)	South Korea (1)
Jackson, TN (2)	Manchester, TN (2)	North Charleston, SC (1)	Spokane, WA (1)
Knoxville, TN (2)	McMinnville, TN (2)	Oklahoma City, OK (1)	Tampa, FL (2)
Korogwe, Tanzania (1)	Memphis, TN (4)	Orlando, FL (1)	Tullahoma, TN (2)
La Vergne, TN (3)	Midland, TX (1)	Ottawa, Ontario (1)	West Palm Beach, FL (1)
Lawrenceburg, TN (2)	Mt. Juliet, TN (3)	Pensacola, FL (1)	
Lebanon, TN (2)	Murfreesboro, TN (29)	Philadelphia, PA (1)	

Salary Averages of New Employment

Of the 221 reporting a Full-Time New Position as a primary plan, 179 reported their salary.

- Range: \$15,112 to \$75,000
- Average: \$39,006
- Midpoint: \$36,276
- Mode: \$30,000

Graduate and Professional School

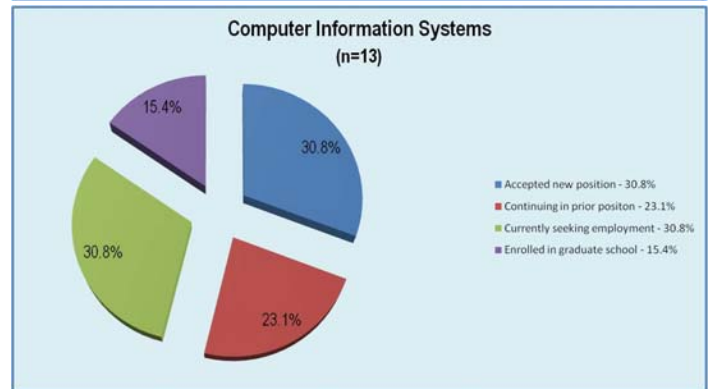
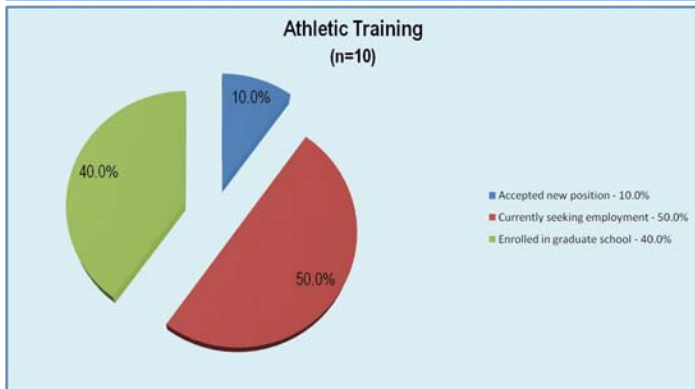
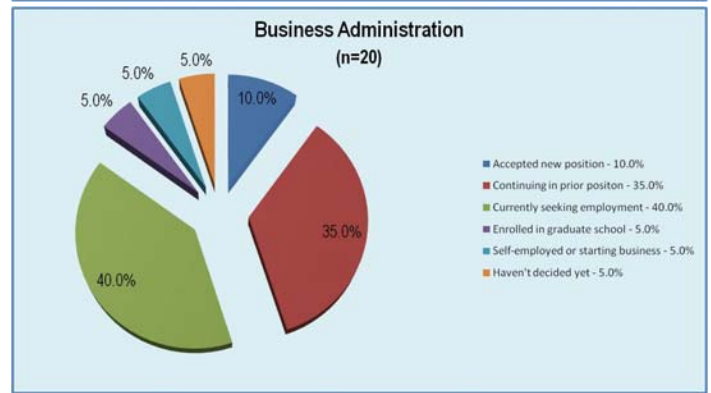
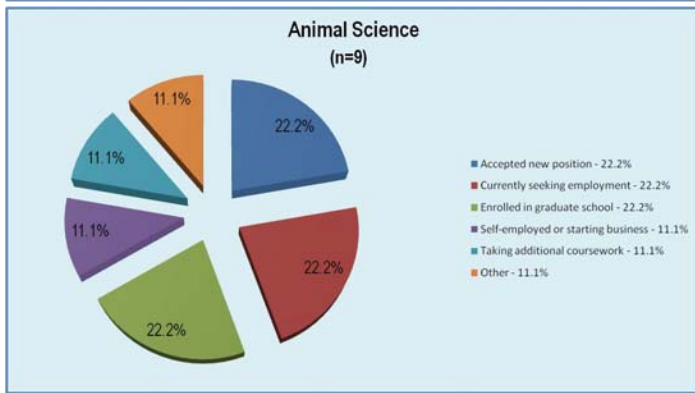
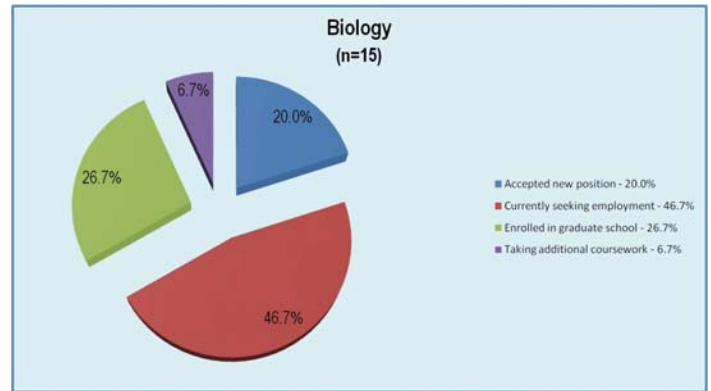
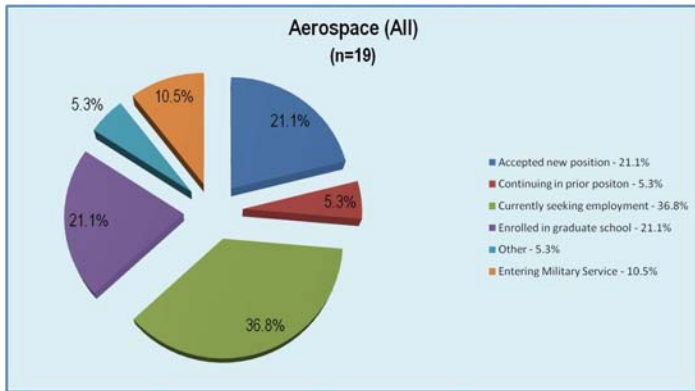
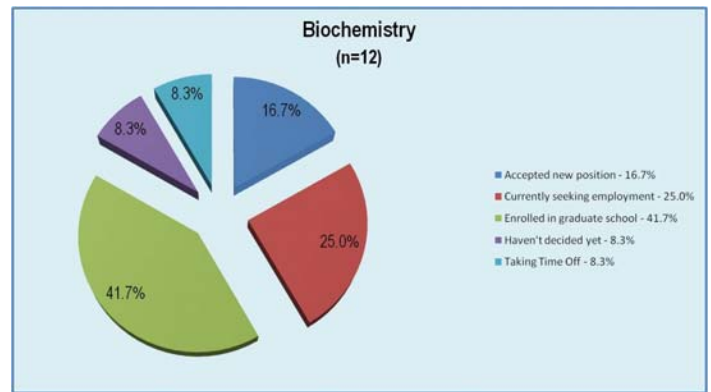
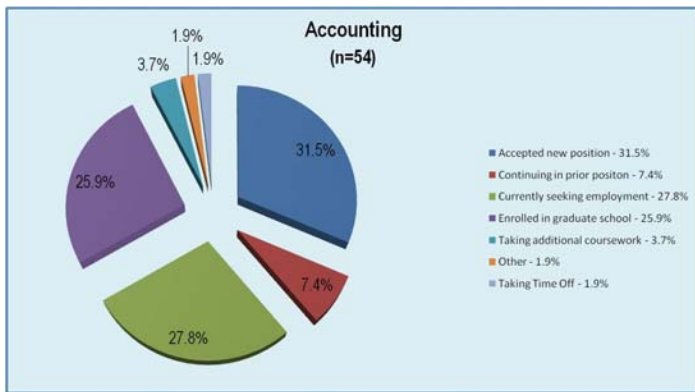
Graduate or Professional Schools was selected by 115 graduates or 13.4% as their primary plan. The name of the institution was listed by 105. The most frequently listed universities were Middle Tennessee State University (40), University of Tennessee (14) and Belmont University (4).

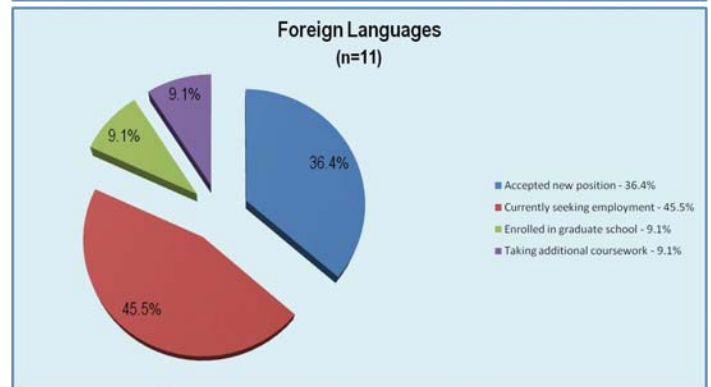
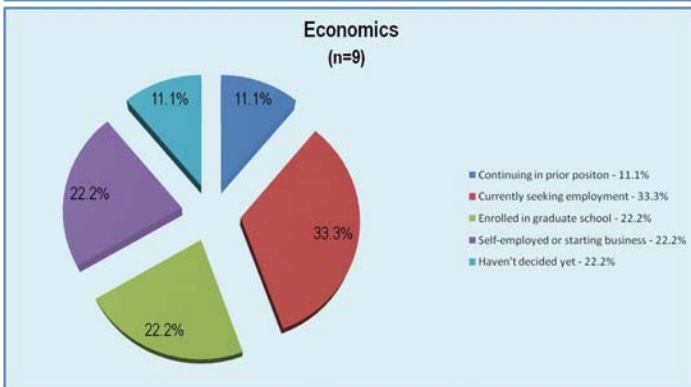
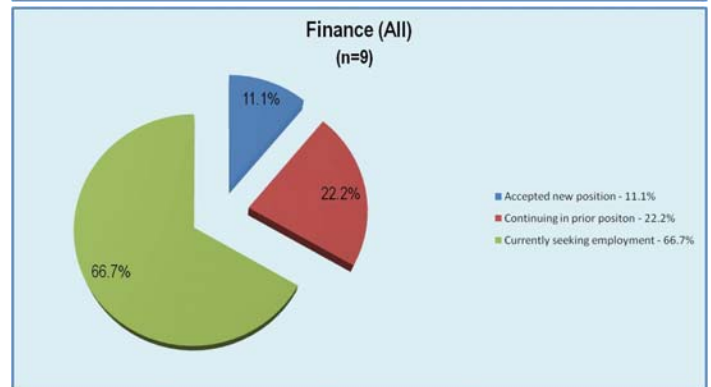
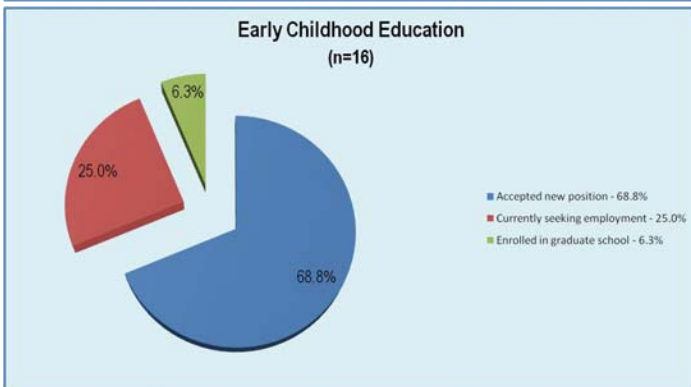
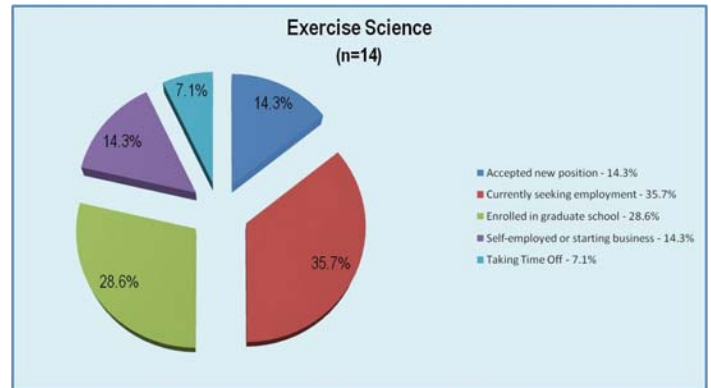
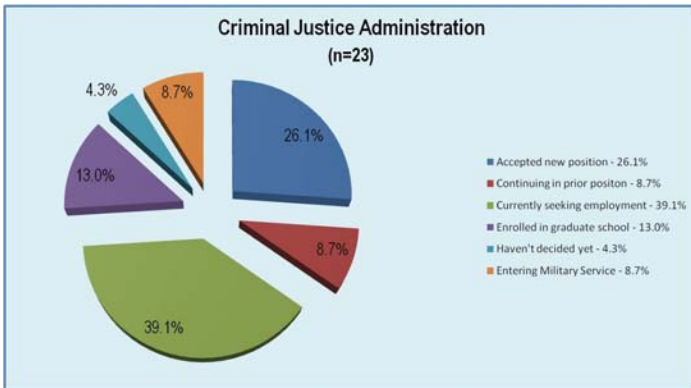
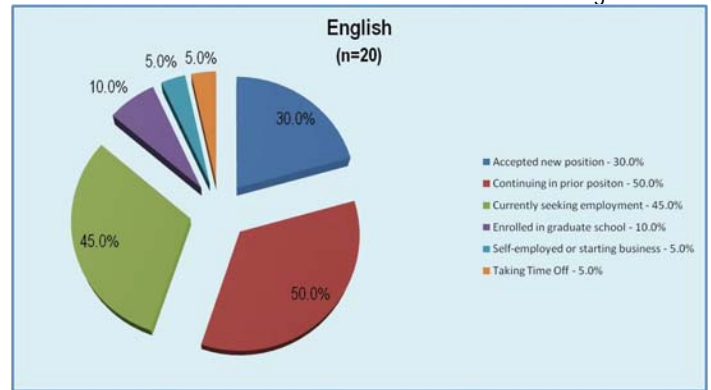
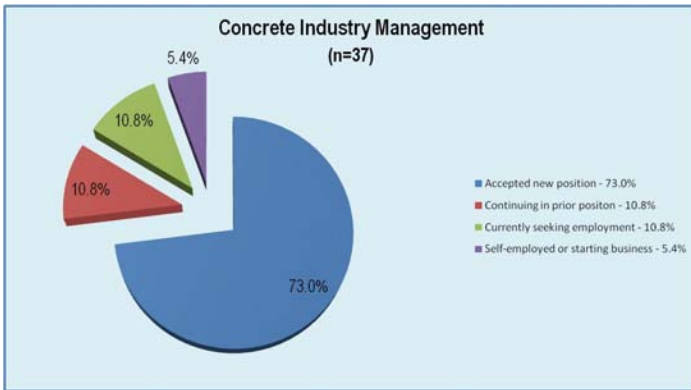
- Alabama A&M University: Food Science (1)
- Appalachian State University: Nutrition and Dietetic Internship (1)
- Baylor University: Geology (1)
- Belmont University College of Law: J.D. (2)
- Belmont University: Accounting (1)
- Belmont University: Physical Therapy (1)
- Cumberland University: Nursing (1)
- Florida Coastal School of Law: J.D. (1)
- George Washington University Law School: J.D. (2)
- Georgetown University: Sports Industry Management (1)
- Georgia Institute of Technology: Mechanical Engineering (1)
- Georgia Southern University: Athletic Training (1)
- Hastings College of the Law: J.D. (1)
- Indiana University: Clarinet Performance (1)
- Lipscomb University: M.Ed. (1)
- Manhattan School of Music: Opera Studies (1)
- Marshall University: Accounting/Finance (1)
- Marymount University: Forensic and Legal Psychology (2)
- McNeese State University: Exercise Physiology (1)
- Middle Tennessee State University (1)
- Middle Tennessee State University: Accounting (9)
- Middle Tennessee State University: Aviation Management (1)
- Middle Tennessee State University: Business Administration (5)
- Middle Tennessee State University: Computer Information Systems (2)
- Middle Tennessee State University: Criminal Justice Administration (1)
- Middle Tennessee State University: Curriculum and Instruction (3)
- Middle Tennessee State University: Economics (2)
- Middle Tennessee State University: ELED K-6 (1)
- Middle Tennessee State University: Engineering Management (1)

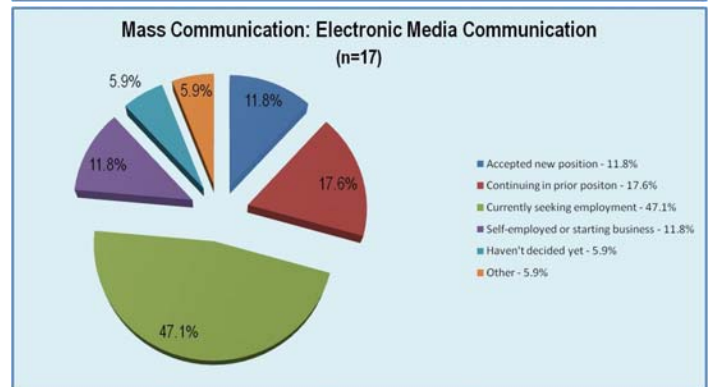
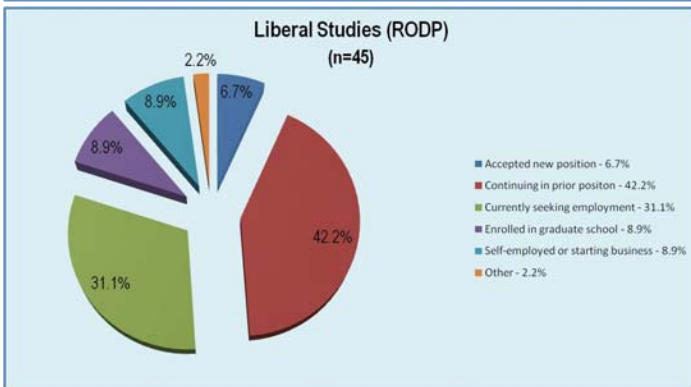
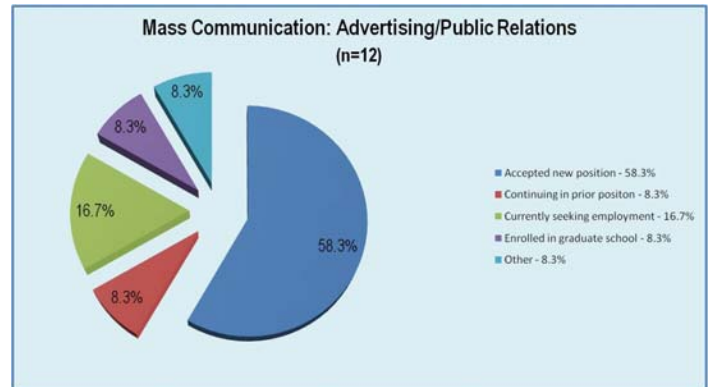
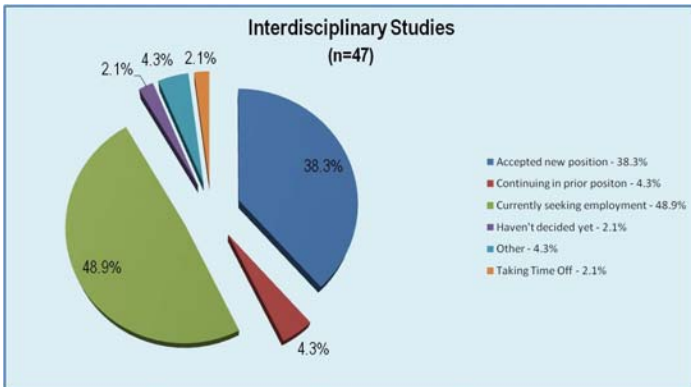
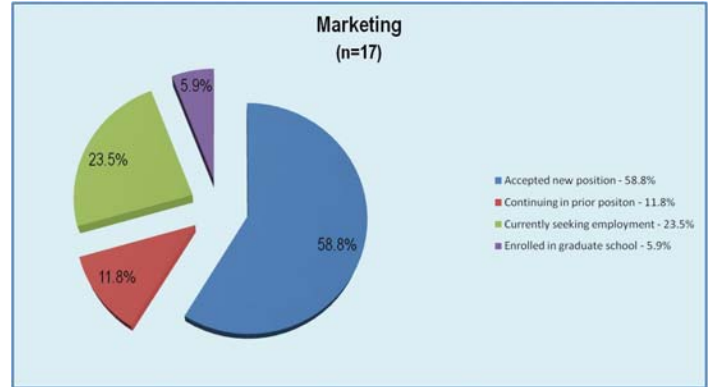
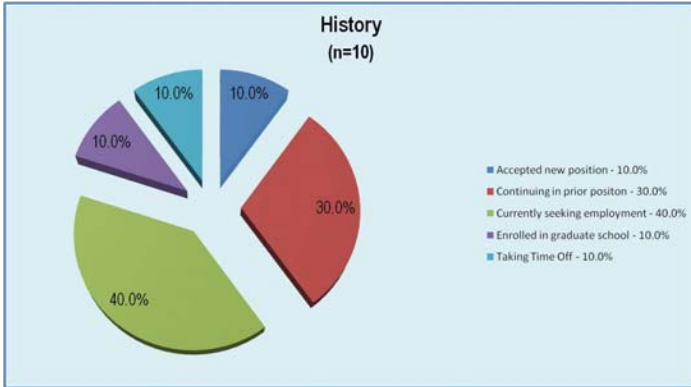
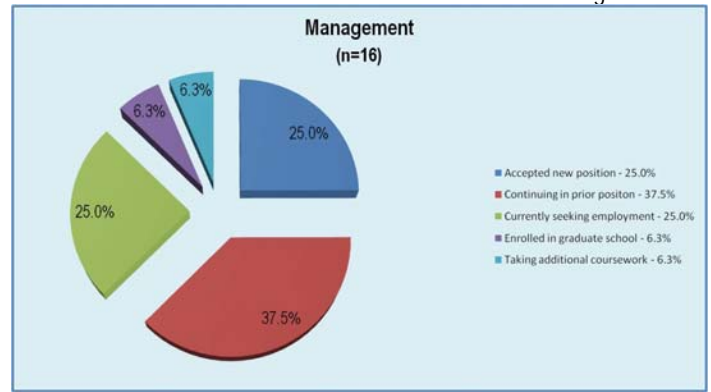
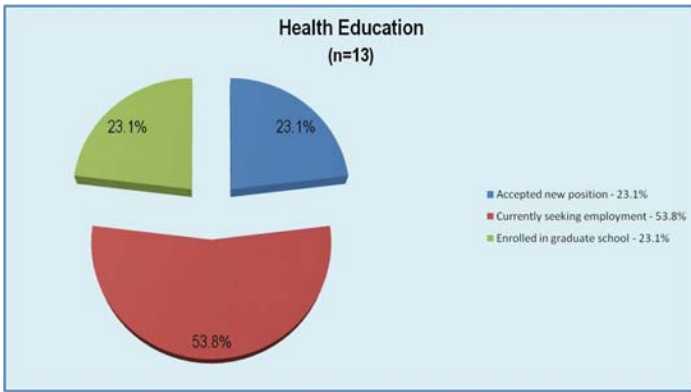
- Middle Tennessee State University: Family Nurse Practitioner (1)
- Middle Tennessee State University: History (1)
- Middle Tennessee State University: Interdisciplinary Studies K-6 (1)
- Middle Tennessee State University: Management/Marketing (1)
- Middle Tennessee State University: Management/Organizational Leadership (1)
- Middle Tennessee State University: Mass Communication (1)
- Middle Tennessee State University: Nursing (1)
- Middle Tennessee State University: Professional Counseling (1)
- Middle Tennessee State University: Professional Counseling/Clinical Mental Health Counseling (1)
- Middle Tennessee State University: Psychology (1)
- Middle Tennessee State University: School Counseling (2)
- Middle Tennessee State University: Social Work (1)
- Middle Tennessee State University: Sociology (1)
- Nashville School of Law: J.D. (1)
- North Carolina State University: Aerospace Engineering (1)
- Ohio State University: Economics (1)
- Ohio State University: Pharmacy (1)
- Oklahoma State University: Geography (1)
- Ross University School of Veterinary Medicine: Veterinary Medicine (1)
- St. Edward's University: Digital Media Management (1)
- Tennessee State University: Physical Therapy (1)
- Tennessee State University: Social Work (1)
- Trevecca Nazarene: Counseling (1)
- Trevecca Nazarene: Marriage and Family Therapy (1)
- Union University: Accelerated Nursing (2)
- University of Alabama at Birmingham: Clinical Laboratory Science (1)
- University of Alabama: Communication Studies (1)
- University of Alabama: English (1)
- University of Colorado: Political Science (1)
- University of Florida: Veterinary Medicine (1)
- University of Kentucky: Plant Science (1)
- University of Kentucky: School Psychology (1)
- University of Louisville School of Dentistry: Dentistry (1)
- University of Memphis: Communication (1)
- University of Memphis: J.D. (1)
- University of Oklahoma: Social Psychology (1)
- University of South Florida: Applied Anthropology (1)
- University of Tennessee College of Law: J.D. (1)
- University of Tennessee Health and Science Center: Pharmacy (1)
- University of Tennessee Health and Science Center: Physical Therapy (1)
- University of Tennessee Health Science Center: Dentistry (1)
- University of Tennessee Health Science Center: Pharmacy (1)
- University of Tennessee Health Science Center: Physical Therapy (1)
- University of Tennessee Health Science Center: Physiology (1)
- University of Tennessee: Accounting (1)
- University of Tennessee: Pharmacy (1)
- University of Tennessee: Physical Therapy (2)
- University of Tennessee: Public Nutrition (1)
- University of Tennessee: Social Work (1)
- University of Tennessee: Veterinary Medicine (1)
- Vanderbilt University Medical Center: Nuclear Medicine Technology (1)
- Vanderbilt University: Adult/Gerontology Nurse Practitioner (1)
- Vanderbilt: Theoretical Studies (1)
- Western Kentucky University: MPH (1)

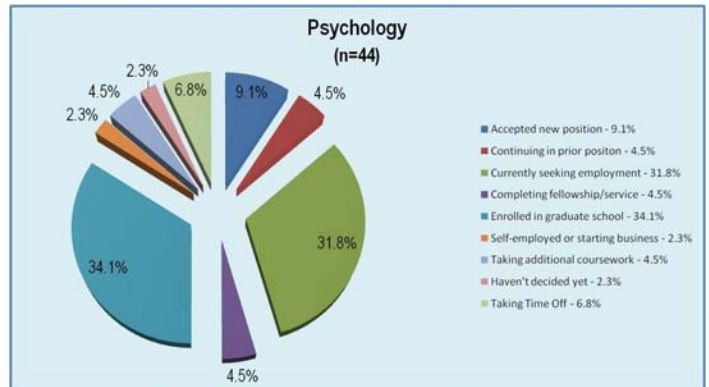
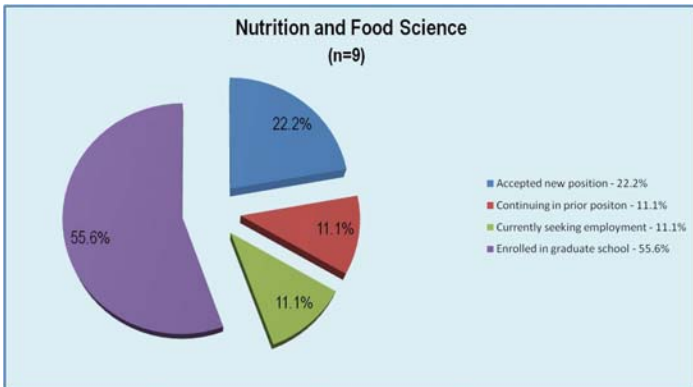
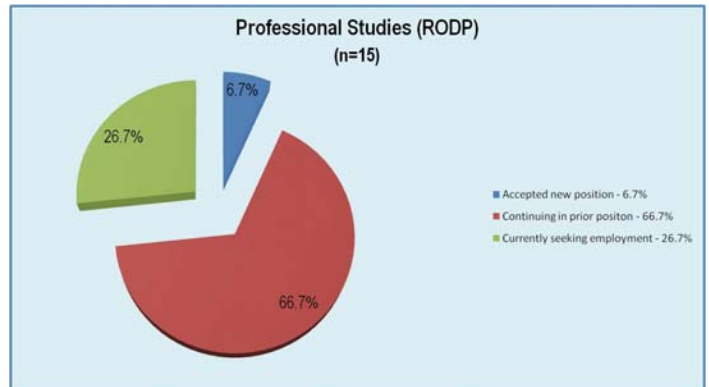
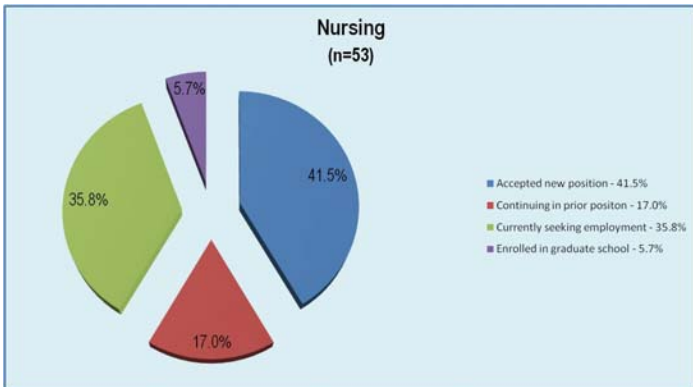
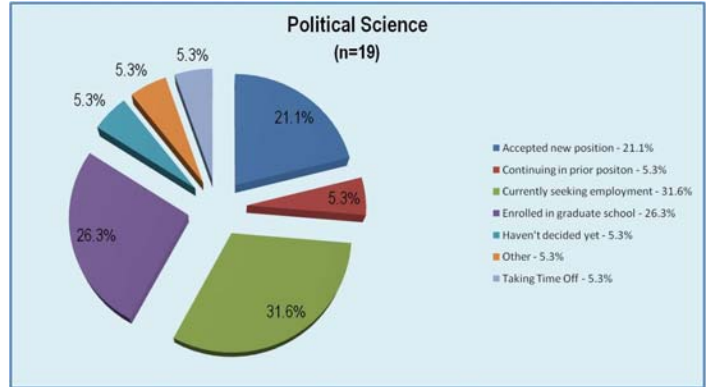
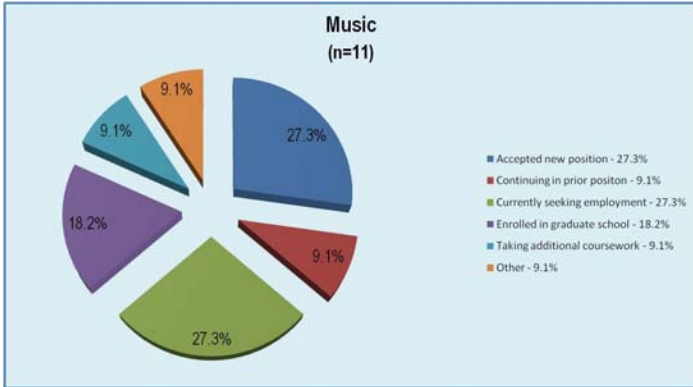
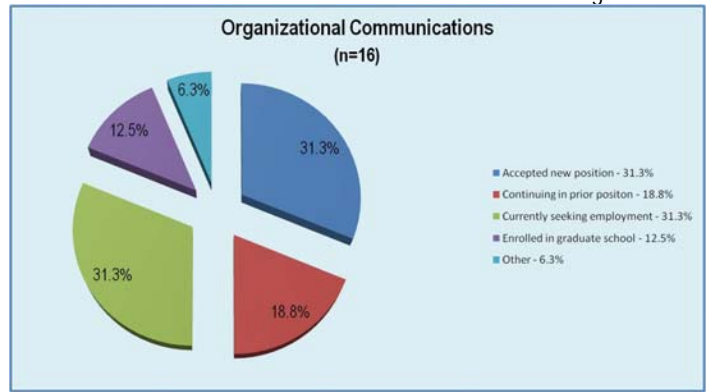
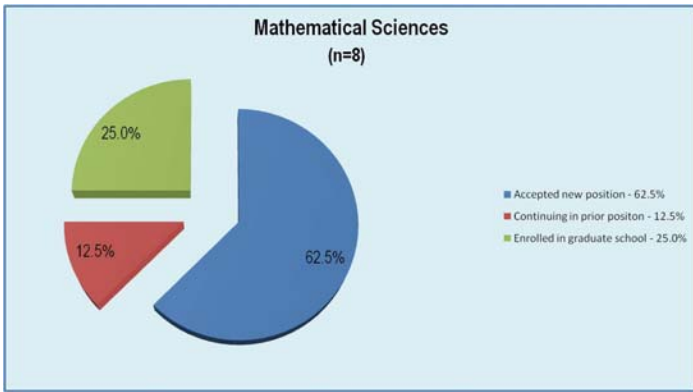
Primary Plans by Major

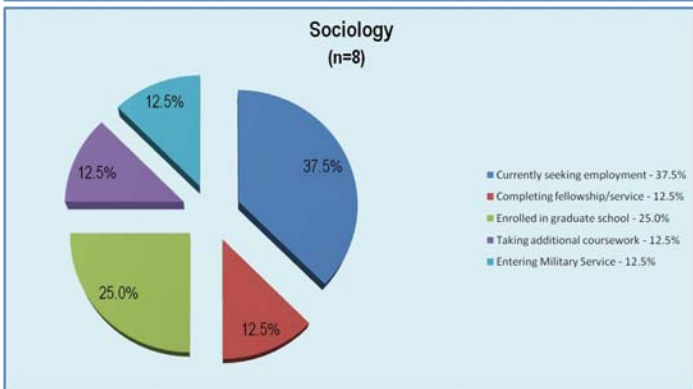
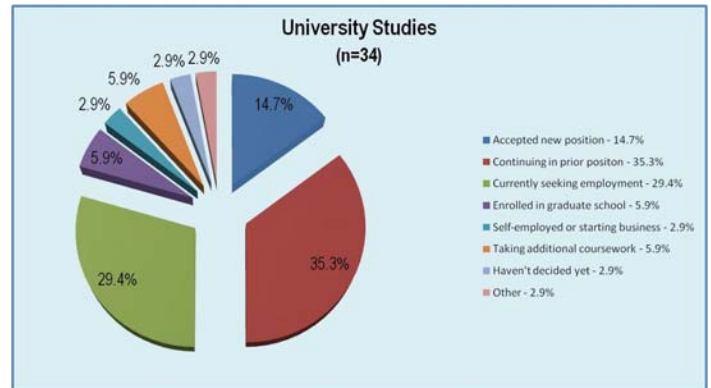
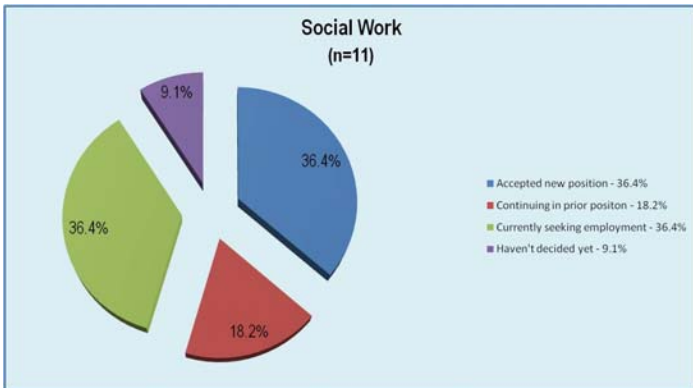
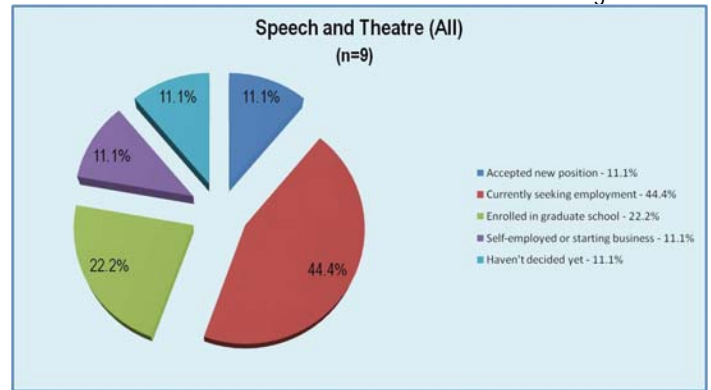
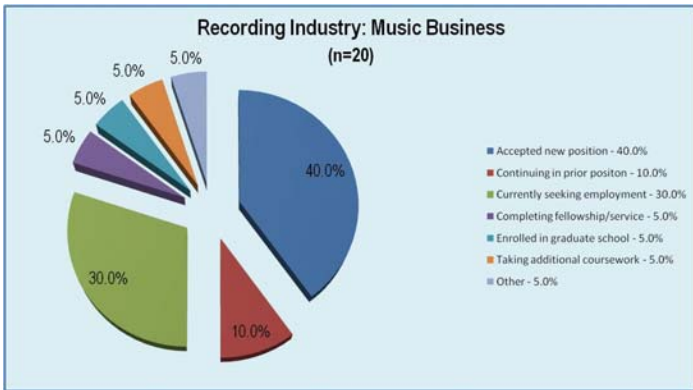
The following is a breakdown of Primary Plans by major for majors with 8 or more responses:











Salary by Major

Of the 221 reporting a Full-Time New Position as a primary plan, 179 reported their salary. The following is a breakdown by major and college for majors with 2 or more salaries reported:

Major: Concentration	College	Number	Mode	Minimum	Midpoint	Maximum	Average
Accounting	BUS	15	\$52,000	\$26,000	\$43,500	\$57,000	\$42,814
Agribusiness	BAS	2	\$35,000	-	-	-	\$35,000
Animal Science	BAS	2	-	\$31,000	-	\$40,000	\$35,500
Biology	BAS	2	-	\$34,500	-	\$40,000	\$37,250
Business Administration	BUS	2	-	\$29,000	-	\$42,100	\$35,550
Computer Information Systems	BUS	3	-	\$35,000	\$41,600	\$52,000	\$42,867
Computer Science	BAS	5	\$50,000	\$40,000	\$50,000	\$51,000	\$48,200
Concrete Industry Management	BAS	22	\$52,000	\$28,800	\$42,000	\$55,000	\$42,108
Criminal Justice Administration	BHS	4	-	\$30,000	\$39,000	\$44,000	\$38,000
Early Childhood Education	EDU	8	-	\$30,000	\$36,100	\$38,000	\$35,576
English	LA	4	-	\$24,480	\$32,056	\$40,000	\$32,148
Entrepreneurship	BUS	3	-	\$30,000	\$33,000	\$60,384	\$41,128
Foreign Languages	LA	2	-	\$28,000	-	\$54,600	\$41,300
Industrial Organizational Psychology	BHS	3	-	\$20,400	\$28,560	\$30,000	\$26,320
Interdisciplinary Studies	EDU	10	\$35,000	\$34,000	\$35,000	\$39,000	\$35,270
Liberal Studies (RODP)	UC	2	-	\$15,112	-	\$20,400	\$17,756
Management	BUS	3	-	\$37,606	\$43,000	\$57,000	\$45,869
Marketing	BUS	10	\$30,000	\$26,520	\$33,650	\$57,000	\$36,982
Mass Comm: Advertising/Public Relations	MC	2	-	\$30,000	-	\$36,000	\$33,000
Mass Comm: Electronic Media Communication	MC	2	-	\$24,500	-	\$32,000	\$28,250
Mathematical Sciences	BAS	5	-	\$27,030	\$35,700	\$65,000	\$40,146
Nursing	BHS	18	\$42,900	\$35,100	\$44,850	\$60,000	\$46,602
Organizational Communications	LA	4	-	\$18,000	\$40,750	\$50,000	\$37,375
Political Science	LA	3	-	\$25,500	\$38,500	\$42,500	\$35,500
Psychology	BHS	3	-	\$25,400	\$27,540	\$40,000	\$30,980
Recording Industry: Audio Production	MC	2	-	\$24,480	-	\$45,000	\$34,740
Recording Industry: Music Business	MC	3	-	\$23,000	\$24,000	\$31,000	\$26,000
Social Work	BHS	3	-	\$26,000	\$34,000	\$36,276	\$32,092
University Studies	UC	3	-	\$20,000	\$29,580	\$75,000	\$41,527

Graduate Degree Results

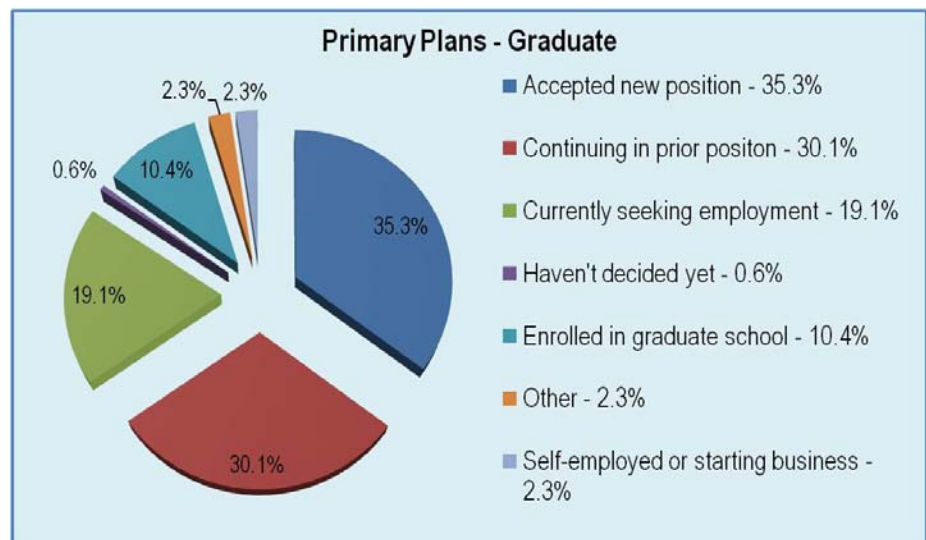
A total of 173 graduate degree majors responded to the survey out of 899 majors for an overall response rate of 19.2%.

College	August Responses	August Grad Majors	August Response Rate	December Responses	December Grad Majors	December Response Rate	May Responses	May Grad Majors	May Response Rate	Total Responses	Total Grad Majors	Total Response Rate
Basic & Applied Sciences	8	27	29.6%	9	56	16.1%	8	49	16.3%	25	132	18.9%
Behavioral & Health Sciences	10	37	27.0%	9	23	39.1%	16	54	29.6%	35	114	30.7%
Business	10	58	17.2%	20	89	22.5%	16	81	19.8%	46	228	20.2%
Education	7	44	13.6%	9	86	10.5%	22	126	17.5%	38	256	14.8%
Liberal Arts	2	13	23.1%	6	22	27.3%	10	31	32.3%	18	66	27.3%
Mass Communication	1	4	25.0%	0	4	0.0%	0	10	0.0%	1	18	5.6%
University College	1	20	5.0%	3	30	10.0%	6	35	17.1%	10	85	11.8%
Total Graduate Majors	39	203	19.2%	56	310	18.1%	78	386	20.2%	173	899	19.2%

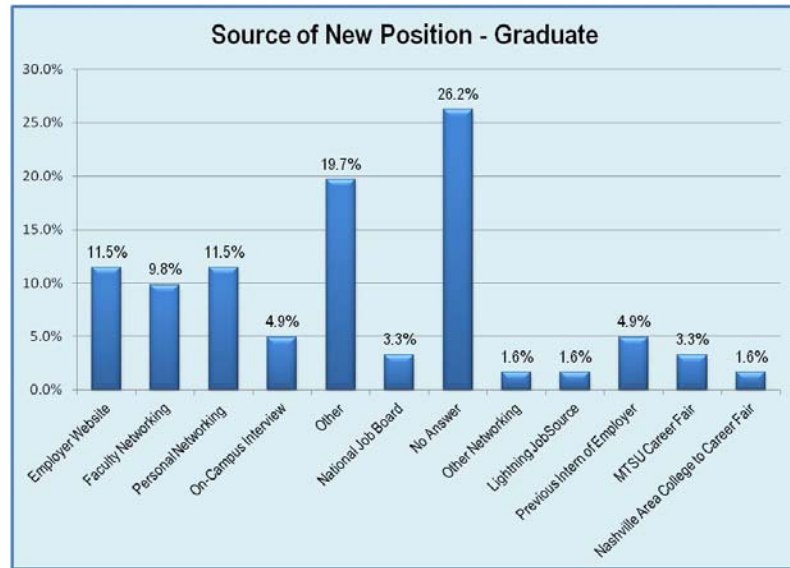
This chart represents the primary plans for the upcoming year for graduate degree recipients.

At the conclusion of the survey period, 19.1% were seeking employment. Only 0.6% Hadn't Decided Yet, and the Other Category was selected by 2.3%.

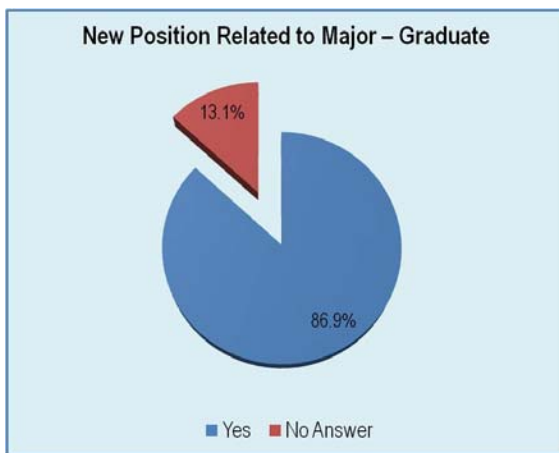
The remaining 78.1% of graduate degree recipients had plans implemented.



The chart to the right illustrates how the new positions were obtained.



The charts below show that 86.9% indicated their new position was related to their major and 83.6% of the positions were full-time.



Employers

Of the 51 reporting a Full-Time New Position as their primary plan, 48 listed the name of their employer:

Employer	Major	Number
Advance Health	Nursing	1
Bedford County Board of Education	Computer Science	1
Brevard Health Alliance	Nursing	1
BrookSource @ Deloitte	Computer Information Systems	1
Business Service Solution	Leisure Sport and Tourism Studies	1
Charter Media	Business Administration	1
Coffee County Board of Education	Business Education	1
Coffee County Board of Education	Music	1
Community Health Systems	Professional Science - Health Care Informatics	1
CTB McGraw-Hill	Mathematics and Science Education	1
Ernst & Young	Accounting	3
Faulkner Mackie & Cochran, P.C.	Accounting	1
Feintool	Professional Science (Masters)	1
Georgia Gwinnett College	Economics	1
Healthstream	Business Administration	1
Knox County Board of Education	Curriculum and Instruction (Masters - Specialist)	1

Employer	Major	Number
KraftCPAs PLLC	Accounting	1
Lattimore Black Morgan & Cain	Accounting	1
Lee Masonry Products	Finance	1
Lincoln County Board of Education	Administration and Supervision (Masters - Specialist)	1
Marshall County Board of Education	Education	1
Maury County Board of Education	Administration and Supervision (Masters - Specialist)	1
Meharry Medical College	Administration and Supervision (Masters - Specialist)	1
Metropolitan Nashville Public Schools	Chemistry	1
Middle Tennessee State University	Administration and Supervision (Masters - Specialist)	1
Middle Tennessee State University	English	1
Middle Tennessee State University	Nursing	1
Nashville Christian School	Curriculum and Instruction (Masters - Specialist)	1
National Health Investors	Finance	1
Office of Child Safety	Criminal Justice Administration	1
PainMD	Nursing	1
Rutherford County Department of Education	Curriculum and Instruction (Masters - Specialist)	1
Sapling Learning	Economics	1
Schneider Electric	Computer Science	1
Schneider Electric	Engineering Technology: Computer Engr.	1
Skidmore College	Economics	1
State of Tennessee	Business Administration	1
Technology Services Group, Inc.	Recording Arts and Technology	1
Tennessee Bureau of Investigation	Industrial/Organizational Psychology	1
Tennessee Tech University	English	1
Tennessee Wesleyan College	Economics	1
Terrell Clinic	Nursing: Practitioner	1
Vanderbilt University Medical Center	Psychology	1
Walmart Corporate	Industrial/Organizational Psychology	1
Willis North America	Business Administration	1
Willis North America	Industrial Organizational Psychology	1
Total New Employment Acceptances		48

Location

Of the 51 reporting a Full-Time New Position as their primary plan, 49 listed the location of their employment:

Athens, TN (1)	La Vergne, TN (2)	Murfreesboro, TN (5)
Austin, TX (1)	Lawrenceburg, TN (1)	Nashville, TN (20)
Brentwood, TN (1)	Lawrenceville, GA (1)	Rogers, AR (1)
Columbia, TN (1)	Lewisburg, TN (1)	Saratoga Springs, NY (1)
Cookeville, TN (1)	Madison, TN (1)	Smyrna, TN (1)
Flintville, TN (1)	Manchester, TN (2)	Wartrace, TN (1)
Franklin, TN (1)	Martin, TN (1)	Wheeling, WV (1)
Knoxville, TN (2)	Melborne, FL (1)	

Salary Averages

Of the 51 reporting a Full-Time New Position as a primary plan, 43 reported their salary.

- Range: \$30,000 to \$96,000
- Average: \$51,918
- Median: \$50,000
- Mode: \$50,000

Salary Breakdown by Major

Of the 51 reporting a Full-Time New Position as a primary plan, 43 reported their salary. The following is a breakdown by major and college for majors with 2 or more salaries reported:

Major: Concentration	College	Number	Mode	Minimum	Midpoint	Maximum	Average
Accounting	BUS	6	\$50,000	\$50,000	\$50,500	\$53,500	\$51,250
Administration and Supervision	EDU	3	-	\$37,900	\$40,000	\$71,000	\$49,633
Business Administration	BUS	4	-	\$35,000	\$41,500	\$49,000	\$41,750
Computer Science	BAS	2	-	\$40,000	-	\$60,000	\$50,000
Curriculum and Instruction	EDU	3	-	\$36,000	\$37,000	\$39,000	\$37,333
Finance	BUS	2	-	\$42,000	-	\$55,000	\$48,500
Industrial/Organizational Psychology	BHS	2	-	\$45,500	-	\$68,000	\$56,750
Nursing	BHS	4	-	\$52,000	\$90,500	\$96,000	\$82,250