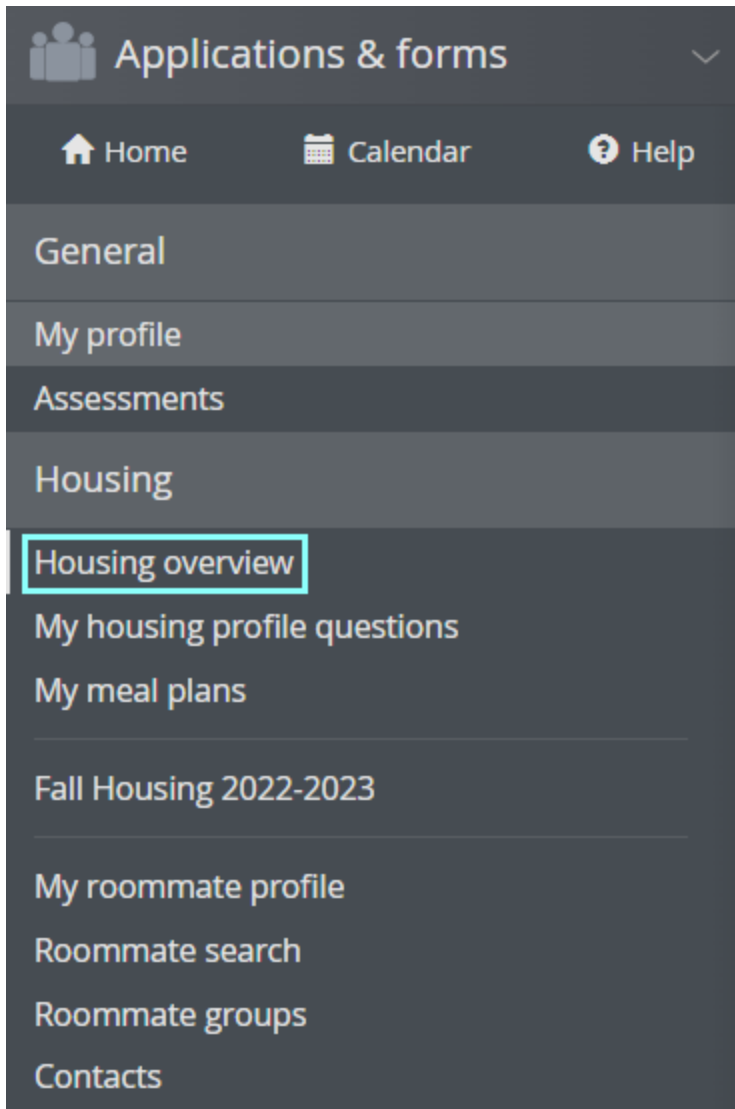


The Room Lottery Process

← Assignments - User experience

The Room Lottery Process

1. After you have applied for housing in eRezLife, you can check your application status when you login.
2. Your application and application status can be viewed under the **Housing Overview** page.



3. Prior to entering the **Room Lottery Process**, you will be able to **preview rooms** under the **Housing Overview** page.

Pending items



Room lottery


⚠ Your room lottery timeslot is Jan 27, 2020 at 01:15 pm PST.


You may browse rooms now, and mark favorites to help you find your Room more quickly when your timeslot opens.

 [Preview Room](#)

0:02:44

4. You may search for specific rooms. Vacant rooms are indicated by the  icon, and rooms that are unavailable to you are indicated by the  icon.




- Use the search filters on the left to find a room.
- Click the star  on the right to mark the room as a favorite. (tip: this will give you quick access once your selection is open)




☐ Only show my favorites 
☒ Search for rooms


Building

Section


25 rooms match your search

Room 101 
 

Room 102 
 

Room 103 

5. To make the room selection process easier, you can mark your favourite room(s) and view only your favourite room(s) during the Room Lottery Process later.



☒ Only show my favorites 
☐ Search for rooms



Building

Section

Private Bathroom

Showing your favorite rooms.

Building B
 Room 113 


Building B
 Room 124 



6. Once you are eligible to enter the **Room Lottery Process** at your school, you will see a **'Browse Rooms'** button at the top of the **Housing Overview** page.

Pending items

Room lottery

You may now browse rooms and make your selection.



[Browse rooms](#)

7. Click the **'Browse Rooms'** button to browse rooms and make your selection.
8. You may search for specific rooms by building/section and/or other residence preferences set up at your school.
9. Click the  icon to select your room. You will not be able to make a selection on any unavailable rooms.

4 rooms match your search

Suite 100

Room 100A    

Room 100B  

Suite 101

Room 101A  

Room 101B  

10. A dialog window will be prompted with details of the selected room. Click the **'choose this bed'** button..

Room 113



Details

Private Bathroom

No

Room Type

Single

Choose this Bed

11. Review the details of your room reservation. Click on **'Assign me now'** to confirm your assignment. Click the **'look at other rooms'** link to browse other rooms.

East Quad > Building B > 1AB > 113

You must confirm below before the assignment is finalized.

Step 1 Please review the details of the Bed you are picking.

Room 113

Private Bathroom

No

Room Type

Single

Step 2 Confirm your choice to finalize this assignment.

Assign me now

[Look at other rooms](#)

12. Alternatively, you can also cancel the current room reservation and look at other available rooms by clicking the '**cancel this reservation and continue looking at rooms**' link. Select a mealplan if this option is available at your school.

East Quad > Building B > 1AB > 113

Your reservation is complete!

You may change your mind and choose from alternate available beds until Jan 31, 2020 after which your choice will be considered final.

Room 113

Private Bathroom

No

Room Type

Single

[Keep reservation, but browse other rooms](#)

[Cancel this reservation and look for another Room](#)

Meal plan

☒ Meal Plan 1

☐ Meal Plan 2

☐ Meal Plan 3

☐ Meal Plan 4

Choose meal plan

13. You can cancel your current reservation and choose from alternate available rooms until the room selection deadline indicated.